



# John Hay Elementary

Tami Beach, Principal

## School Report for 2015–16 School Year

hayes.seattleschools.org

### 2015–16 School Year

# Students: 499

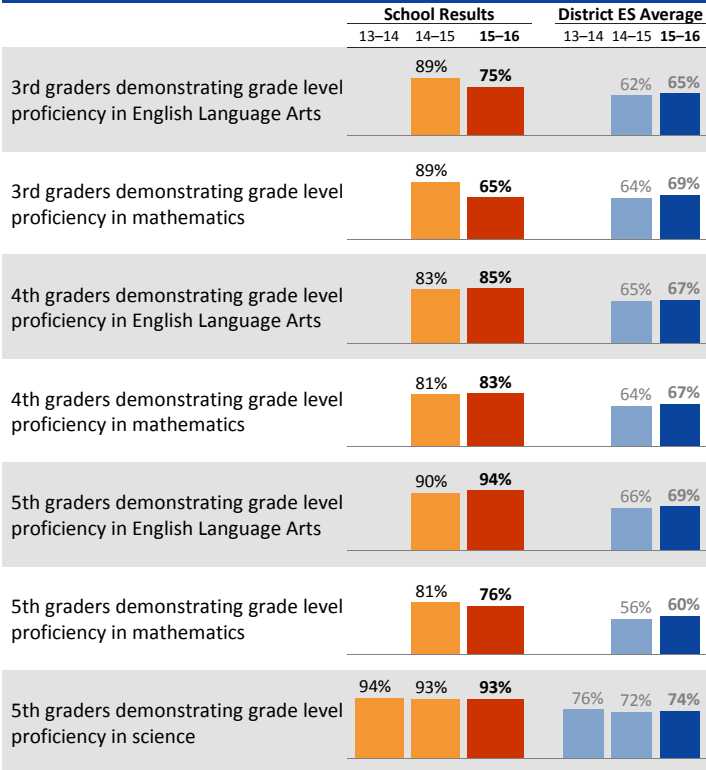
# Teachers: 33

Students per teacher: 15

Average daily attendance: 96.0%

Student mobility: 12%

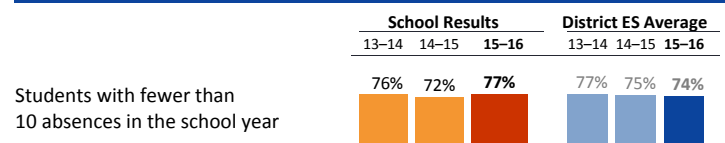
### Student Achievement \*



\* Students who did not participate in state testing are counted as not demonstrating proficiency.

For more details, see "Student Achievement" section of the [Glossary](#)

### Attendance



### Accountability and School Performance

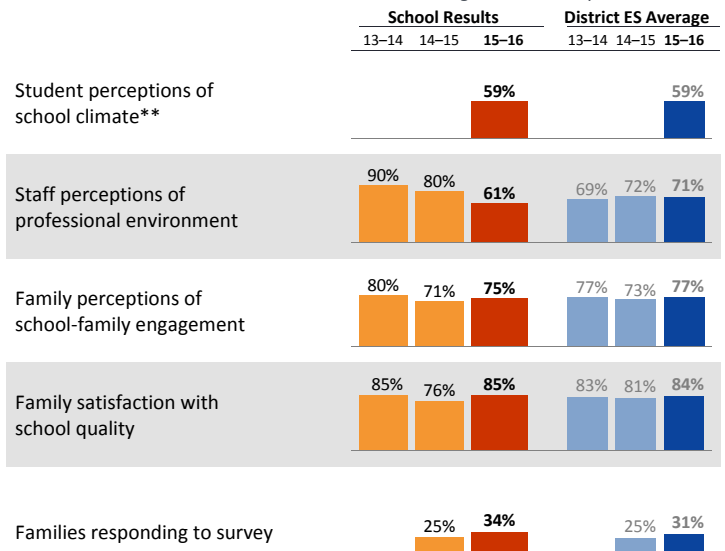
Seattle Public Schools Segmentation Level: **n/a**

Met Adequate Yearly Progress (AYP) Proficiency Goal for ELA: **n/a**

Met Adequate Yearly Progress (AYP) Proficiency Goal for Math: **n/a**

### Student, Family, and Staff School Climate Survey

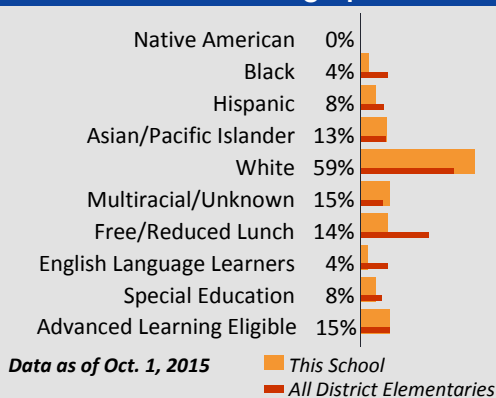
Average Positive Responses\*



\*Results for each survey category equal the average percent of positive responses ("Agree" or "Strongly Agree") for a subset of questions. See results here: [tiny.cc/seattlesurveys](http://tiny.cc/seattlesurveys)

\*\* New baseline established due to changes to survey in 2015-16. See [Glossary](#) for details.

### Student Demographics



### Student Proficiency on State Tests

Spring 2016 School average compared to District elementary school average

	English Language Arts		Mathematics	
	School	District Avg	School	District Avg
<b>All Students</b>	<b>85%</b>	67%	<b>75%</b>	65%
Native American		39%		35%
Black	<b>30%</b>	35%	<b>30%</b>	35%
Hispanic	<b>83%</b>	47%	<b>66%</b>	46%
Asian/Pacific Islander	<b>88%</b>	69%	<b>86%</b>	72%
White	<b>88%</b>	81%	<b>78%</b>	77%
Multiracial	<b>89%</b>	71%	<b>74%</b>	67%
Free/Reduced Lunch	<b>57%</b>	42%	<b>48%</b>	42%
Eng. Lang. Learners		23%		33%
Special Education	<b>81%</b>	45%	<b>52%</b>	44%
Gifted	<b>100%</b>	95%	<b>100%</b>	95%



# John Hay Elementary

Tami Beach, *Principal*

## School Plan & Budget for the 2016–17 School Year


**School Mission Statement** Each student at John Hay receives a solid academic foundation, develops a love of learning, and acquires a sense of responsibility for our school, our community, and our world. We nurture curious, thoughtful, responsible, and resilient young people.

**School Goals** the current 4th grade students math SBA score will increase by 10%. The focus will be on teaching the Common Core State Standards (CCSS) to all 4th grade students as well as providing the SBA interim assessments. In addition, we will utilize the whole-school data tracking system to identify students that scored Level 1 and Level 2 on last year’s math SBA, and they will be provided additional math interventions included Intervention and Extension, (I&E) and math tutoring.

**School Description & Plan to Achieve Goals** Through a multi-tiered approach to progress monitoring and intervention, Hay professional learning communities regularly analyze student data (reading, math, writing, discipline, & attendance) in order to design responsive and differentiated instruction as well as appropriate supports and enrichment including: Common Core Aligned Math & Balanced Literacy Instruction; Culturally and Linguistically Responsive Instruction; Small Group Interventions & Supports via Reading Specialist; Small Group Interventions & Extensions via I&E teachers Small Group Supports via ELL Specialist & ELL IA; Socio-Emotional Learning in All Grades; School-Wide Positive Behavior Intervention & Support Plan. Special Education supports provided by a high functioning Special Education team of teachers and IA's Tutor support in various, academic areas of need.

**Annual Budget Report**

**2016–17 School Funding by Category**



*All financial data are from the 2016–17 recommended budget.*

Total 2016–17 School Budget:

**\$4,032,150**

Projected 2016–17 Student Enrollment:

**531**

Per-Student Funding:

**\$7,594**

**Invitation to Participate**

One of the goals of having School Reports is to support families as critical partners with us in a student's academic success. To get involved, please share this with your friends and neighbors, visit the school, or consider talking to the teacher or principal about joining the school's Building Leadership Team or Parent Teacher Student Association to shape your school's improvement plan.

**District Mission Statement**

Seattle Public Schools is committed to ensuring equitable access, closing the opportunity gaps and excellence in education for every student.