



Hawthorne Elementary

Sandra Scott, Principal

School Report for 2015–16 School Year

hawthornes.seattleschools.org

2015–16 School Year

Students: 390

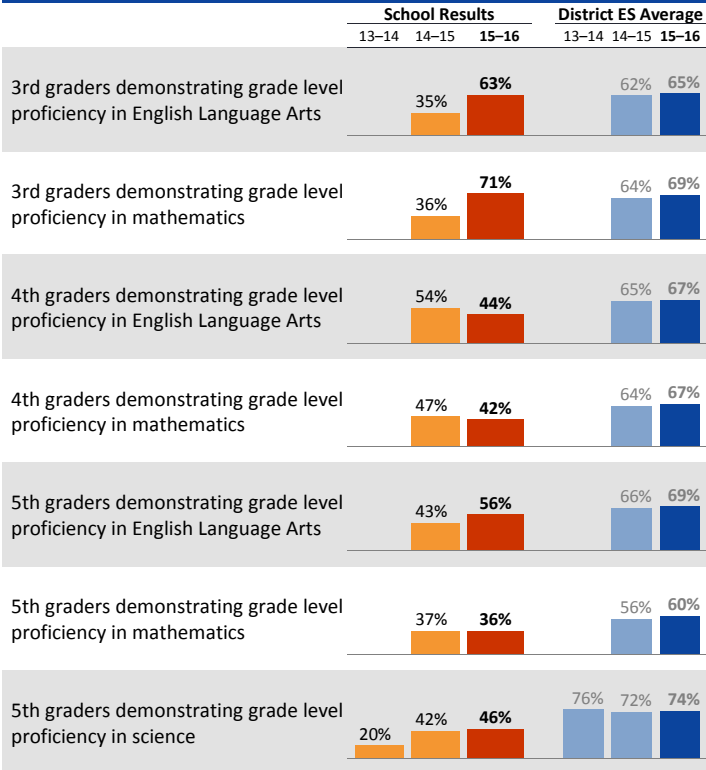
Teachers: 25

Students per teacher: 16

Average daily attendance: 95.2%

Student mobility: 25%

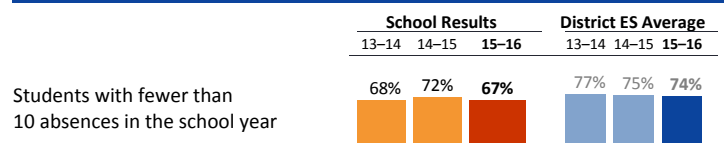
Student Achievement *



* Students who did not participate in state testing are counted as not demonstrating proficiency.

For more details, see "Student Achievement" section of the [Glossary](#)

Attendance



Accountability and School Performance

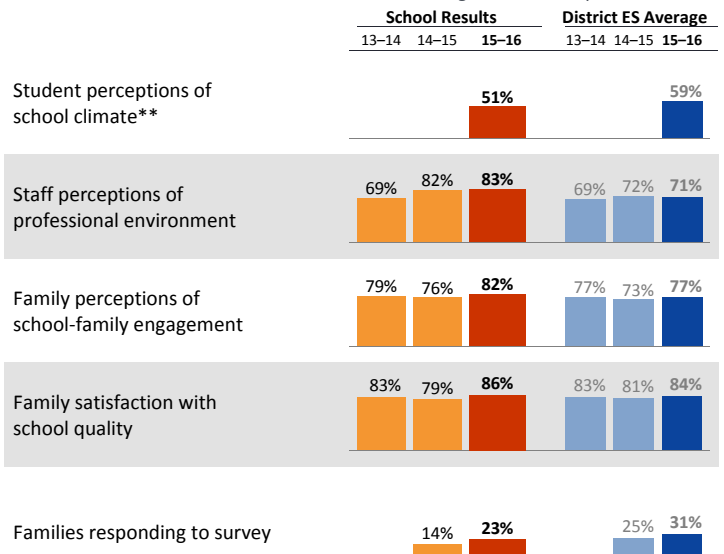
Seattle Public Schools Segmentation Level: **n/a**

Met Adequate Yearly Progress (AYP) Proficiency Goal for ELA: **n/a**

Met Adequate Yearly Progress (AYP) Proficiency Goal for Math: **n/a**

Student, Family, and Staff School Climate Survey

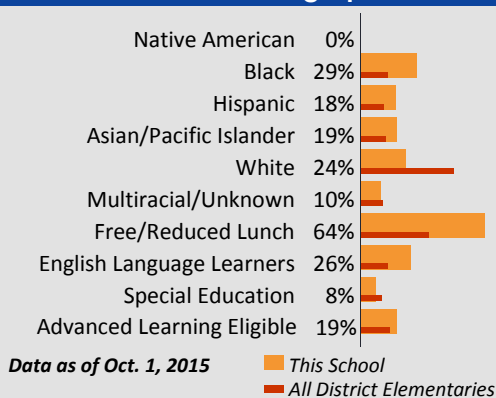
Average Positive Responses*



*Results for each survey category equal the average percent of positive responses ("Agree" or "Strongly Agree") for a subset of questions. See results here: tiny.cc/seattlesurveys

** New baseline established due to changes to survey in 2015-16. See [Glossary](#) for details.

Student Demographics



Student Proficiency on State Tests

Spring 2016 School average compared to District elementary school average

	English Language Arts		Mathematics	
	School	District Avg	School	District Avg
All Students	55% ↗ 4	67% ↗ 3	52% ↗ 6	65% ↗ 4
Native American		39% ↗ 7		35% ↗ 1
Black	36% ↗ 4	35% ↗ 1	31% ↗ 6	35% ↗ 4
Hispanic	49% ↗ 22	47% ↗ 2	51% ↗ 26	46% ↗ 5
Asian/Pacific Islander	66% ↗ 8	69% ↗ 4	62% ↗ 12	72% ↗ 4
White	79% ↗ 7	81% ↗ 2	76% ↘ 1	77% ↗ 3
Multiracial	61% ↗ 15	71% ↗ 3	50% ↗ 4	67% ↗ 3
Free/Reduced Lunch	43% ↗ 9	42% ↔	39% ↗ 10	42% ↗ 2
Eng. Lang. Learners	29% ↗ 22	23% ↗ 2	41% ↗ 30	33% ↗ 7
Special Education	14% ↗ 8	45% ↔	29% ↗ 11	44% ↗ 4
Gifted	100%	95% ↗ 1	100%	95% ↗ 1



Hawthorne Elementary

Sandra Scott, *Principal*

School Plan & Budget for the 2016–17 School Year

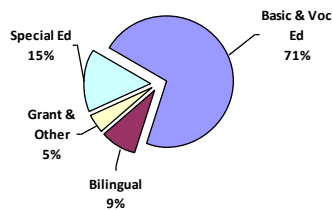
School Mission Statement Preparing strong leaders and learners for a more equitable, compassionate and sustainable world.

School Goals At Hawthorne our goal is to provide an academically enriched school environment where students can be successful, have enriched learning experiences and develop 21st Century Leadership skills. Additionally our goal is to promote and ensure the continuous academic growth of all students in meeting or exceeding proficiency standards on the Measurement of Academic Progress and Smarter Balance Assessments.

School Description & Plan to Achieve Goals Hawthorne is a multicultural, multilingual and multiracial learning community that celebrates diversity, challenge and new possibilities. Our school program includes Integrated Spectrum, English Language Learner and Special Education Inclusion classrooms. We are a Creative Approach School that provides students with Project Based Learning opportunities aligned to academic standards through our STEAM Program (Science, Technology, Arts, and Mathematics). The focus of the STEAM model is to further enhance student learning by integrating STEM coursework with the Arts through real world project based learning experiences. Our PBIS and RULER programs support school wide expectations for creating a positive learning environment where students can be successful, and confident in their academic skills and problem solving abilities. Differentiated instruction is used to meet the needs of all learners. Hawthorne uses a Balanced Literacy Approach to effectively differentiate literacy instruction for a full range of learners. Readers Workshop model is used in Kindergarten through 5th grade classrooms to develop students as readers and writers. Math Workshop and Walk to Math models are implemented in 1st through 5th grades to address student academic needs and enrich learning experiences in mathematics. Teachers are provided with daily common planning time as well as extended time to work in Professional Learning Communities. All Hawthorne students participate in our Arts program. Art is integrated throughout the core curriculum utilizing music, visual and performing arts. Extended day academic enrichment learning opportunities are offered to Hawthorne students in partnership with Powerful Schools as part of a state 21st Century Learning Grant. Additionally, students may receive extended learning and enrichment opportunities during the summer through our partnership with Community Day School Association (CDSA). Hawthorne enjoys a robust Family and Community Engagement program that is inclusive of our Family Support Worker, ELL staff as well as parents and community members.

Annual Budget Report

2016–17 School Funding by Category



All financial data are from the 2016–17 recommended budget.

Invitation to Participate

Total 2016–17 School Budget:
\$3,783,659

Projected 2016–17 Student Enrollment:
398

Per-Student Funding:
\$9,507

One of the goals of having School Reports is to support families as critical partners with us in a student's academic success. To get involved, please share this with your friends and neighbors, visit the school, or consider talking to the teacher or principal about joining the school's Building Leadership Team or Parent Teacher Student Association to shape your school's improvement plan.

District Mission Statement Seattle Public Schools is committed to ensuring equitable access, closing the opportunity gaps and excellence in education for every student.