



Greenwood Elementary

Walter Trotter, Principal

School Report for 2015–16 School Year

greenwoodes.seattleschools.org

2015–16 School Year

Students: 347

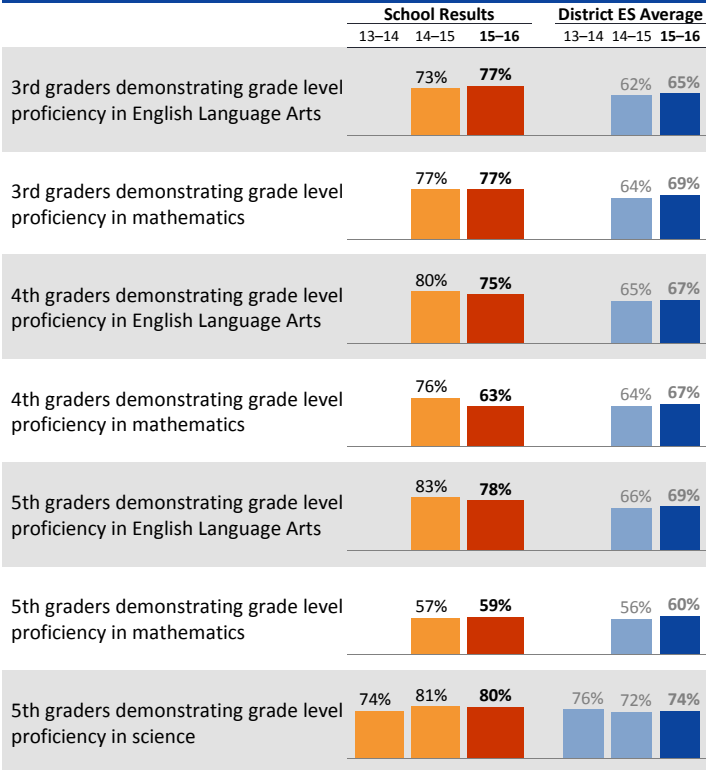
Teachers: 19

Students per teacher: 19

Average daily attendance: 96.0%

Student mobility: 10%

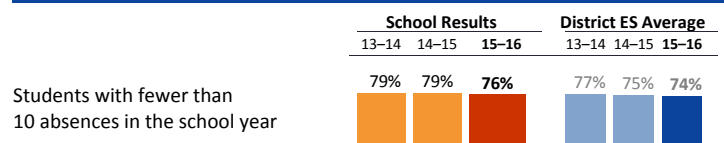
Student Achievement *



* Students who did not participate in state testing are counted as not demonstrating proficiency.

For more details, see "Student Achievement" section of the [Glossary](#)

Attendance



Accountability and School Performance

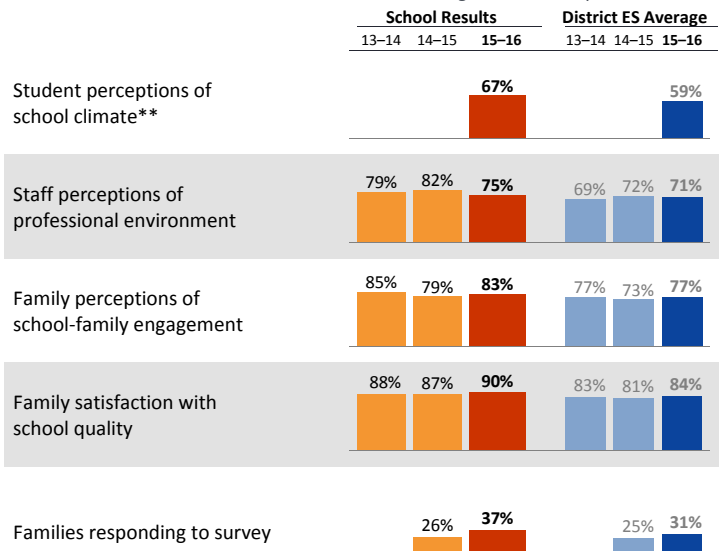
Seattle Public Schools Segmentation Level: **n/a**

Met Adequate Yearly Progress (AYP) Proficiency Goal for ELA: **n/a**

Met Adequate Yearly Progress (AYP) Proficiency Goal for Math: **n/a**

Student, Family, and Staff School Climate Survey

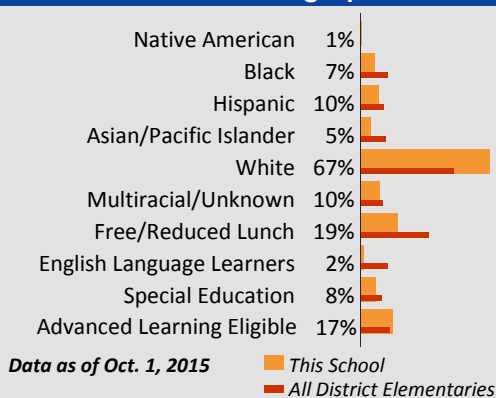
Average Positive Responses*



*Results for each survey category equal the average percent of positive responses ("Agree" or "Strongly Agree") for a subset of questions. See results here: tiny.cc/seattlesurveys

** New baseline established due to changes to survey in 2015-16. See [Glossary](#) for details.

Student Demographics



Student Proficiency on State Tests

Spring 2016 School average compared to District elementary school average

	English Language Arts		Mathematics	
	School	District Avg	School	District Avg
All Students	77% ↘35	67% ↗3	68% ↘7	65% ↗4
Native American		39% ↗7		35% ↗1
Black	40% ↘35	35% ↗1	27% ↘7	35% ↗4
Hispanic	64% ↘15	47% ↗2	64% ↔	46% ↗5
Asian/Pacific Islander	75% ↘6	69% ↗4	58% ↘17	72% ↗4
White	85% ↗2	81% ↗2	77% ↗3	77% ↗3
Multiracial	81% ↗11	71% ↗3	63% ↗4	67% ↗3
Free/Reduced Lunch	44% ↘24	42% ↔	37% ↘1	42% ↗2
Eng. Lang. Learners		23% ↗2		33% ↗7
Special Education	43% ↗3	45% ↔	39% ↘11	44% ↗4
Gifted		95% ↗1		95% ↗1



Greenwood Elementary

Walter Trotter, *Principal*

School Plan & Budget for the 2016–17 School Year

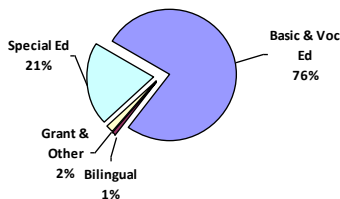
School Mission Statement We respect and celebrate the diversity and uniqueness of our students and families. Greenwood is committed to providing quality education for students in a collaborative environment that involves the entire school community. We will support the intellectual, social and emotional development of each child through discovery, rigorous academics, collaboration, health, fitness and the arts. We will foster respect of self, others

School Goals One of our primary goals is that there will not be any academic disparity among students of color and their peers. A particular emphasis is on our African American and Latino students where there is a trend of academic disparity nationwide. Our goal in grades 3, 4 and 5 is to meet or exceed district and state reading achievement and to improve our English Language Arts (ELA) achievement on the Smarter Balanced Assessment (SBA). Therefore, we strive to provide students in grades K-2 with the foundational skills to experience success at the intermediate level and beyond. Alignment of K-5 curriculum, instruction and assessment with the Common Core Standards (CCSS) is a key focus for our staff. MAP results have generally

School Description & Plan to Achieve Goals When reviewing summative and formative data, it is clear that we need to continue our efforts to provide supplemental activities, workshop strategies and additional classroom support to enhanced students progress in reading as well as math. An ongoing challenge has been to close the achievement gap for students facing socio-economic issues and those that have special needs. However, we continue to make progress in this area. It is worth noting that Greenwood received the state School of Distinction award in 2012, 2013 and 2014 for being in the top 5% of Washington schools for making significant progress in reading and math. Over the past several years we have increased the overall achievement of students facing socio-economic challenges as well as students with special needs. Reading and math readiness, readers, writer’s and math workshop strategies have had a positive impact on student learning. Resource allocation for additional classroom support and schoolwide academic events, such as school wide writing and science celebrations, will complement and better facilitate students' overall academic achievement.

Annual Budget Report

2016–17 School Funding by Category



All financial data are from the 2016–17 recommended budget.

Invitation to Participate

Total 2016–17 School Budget:
\$2,703,276

Projected 2016–17 Student Enrollment:
357

Per-Student Funding:
\$7,572

One of the primary goals of having School Reports is to support families as critical partners and to work collaboratively with parents and the community to foster student success. To get involved, please share information about our school with friends and neighbors, visit and volunteer at Greenwood and consider joining our Parent Teacher Association (PTA) to help continue our efforts toward ongoing school improvement. Thank you!

District Mission Statement Seattle Public Schools is committed to ensuring equitable access, closing the opportunity gaps and excellence in education for every student.