



# Daniel Bagley Elementary

Carla Holmes, Principal

## School Report for 2015–16 School Year

[bagleyes.seattleschools.org](http://bagleyes.seattleschools.org)

### 2015–16 School Year

# Students: 432

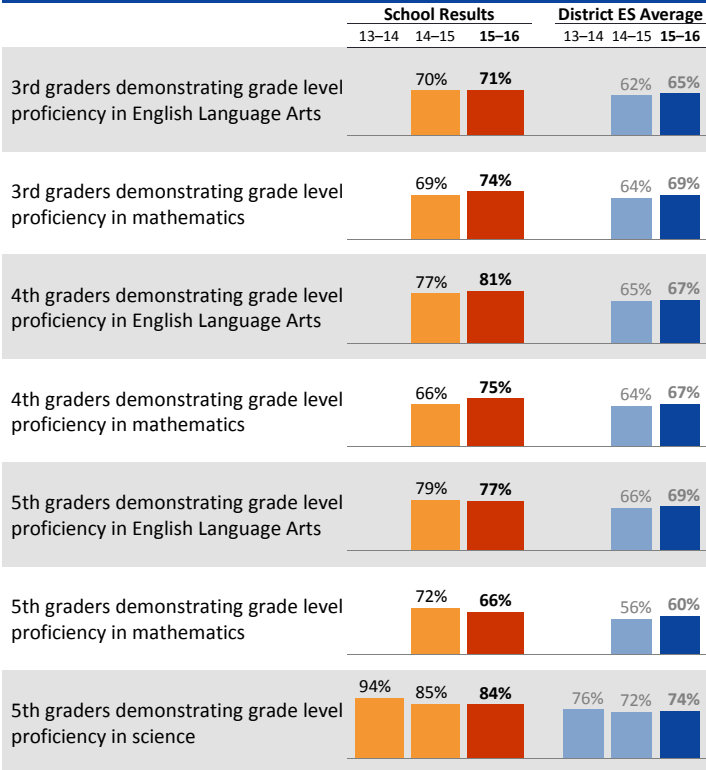
# Teachers: 28

Students per teacher: 15

Average daily attendance: 95.7%

Student mobility: 7%

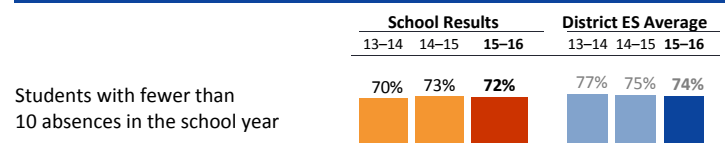
### Student Achievement \*



\* Students who did not participate in state testing are counted as not demonstrating proficiency.

For more details, see "Student Achievement" section of the [Glossary](#)

### Attendance



### Accountability and School Performance

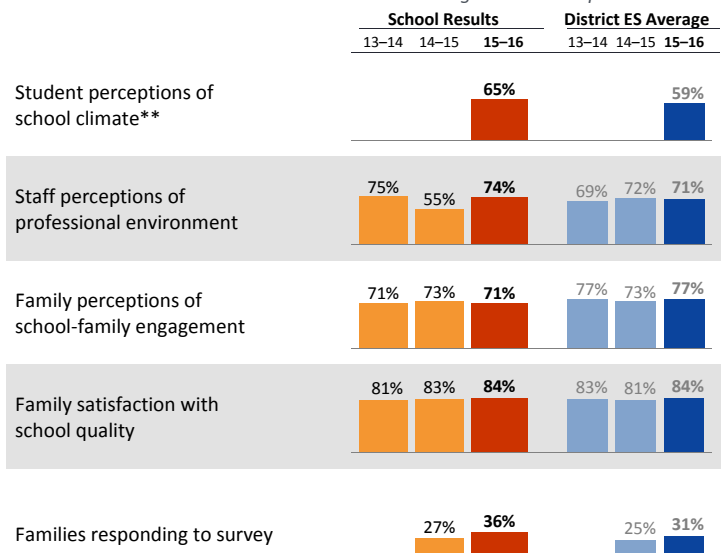
Seattle Public Schools Segmentation Level: **n/a**

Met Adequate Yearly Progress (AYP) Proficiency Goal for ELA: **n/a**

Met Adequate Yearly Progress (AYP) Proficiency Goal for Math: **n/a**

### Student, Family, and Staff School Climate Survey

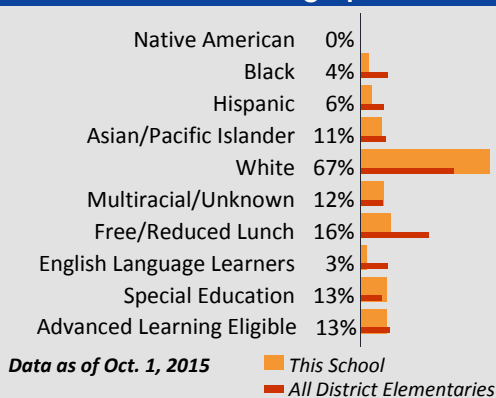
Average Positive Responses\*



\*Results for each survey category equal the average percent of positive responses ("Agree" or "Strongly Agree") for a subset of questions. See results here: [tiny.cc/seattlesurveys](http://tiny.cc/seattlesurveys)

\*\* New baseline established due to changes to survey in 2015-16. See [Glossary](#) for details.

### Student Demographics



### Student Proficiency on State Tests

Spring 2016 School average compared to District elementary school average

	English Language Arts		Mathematics	
	School	District Avg	School	District Avg
<b>All Students</b>	<b>76%</b>	67% ↗ 3	<b>72%</b>	65% ↗ 4
Native American		39% ↗ 7		35% ↗ 1
Black		35% ↗ 1		35% ↗ 4
Hispanic	<b>70%</b> ↗ 5	47% ↗ 2	<b>80%</b> ↗ 21	46% ↗ 5
Asian/Pacific Islander	<b>75%</b> ↗ 10	69% ↗ 4	<b>70%</b> ↗ 5	72% ↗ 4
White	<b>82%</b> ↗ 3	81% ↗ 2	<b>77%</b> ↗ 2	77% ↗ 3
Multiracial	<b>52%</b> ↘ 32	71% ↗ 3	<b>43%</b> ↘ 4	67% ↗ 3
Free/Reduced Lunch	<b>59%</b> ↗ 3	42% ↔	<b>45%</b> ↘ 5	42% ↗ 2
Eng. Lang. Learners		23% ↗ 2		33% ↗ 7
Special Education	<b>33%</b> ↘ 31	45% ↔	<b>40%</b> ↘ 7	44% ↗ 4
Gifted	<b>100%</b>	95% ↗ 1	<b>100%</b>	95% ↗ 1



# Daniel Bagley Elementary

Carla Holmes, *Principal*

## School Plan & Budget for the 2016–17 School Year


**School Mission Statement** We are an inclusive learning community that empowers students to be their best by providing quality whole-child education in a safe and supportive learning environment.

**School Goals** 3rd-5th graders average proficiency rate on SBA ELA will increase from 78% to 83%. (By increasing the number of Special Education students and ethnically diverse students who score a level 2 and 3 on the SBA ELA assessment.)

**School Description & Plan to Achieve Goals** At Daniel Bagley we offer both Montessori and Contemporary classroom options. For all of our students we focus on strong core instruction that includes: \* Clear learning targets for whole group (linked to CCSS) \* Differentiation for specific students’ needs. \* Integration of content areas \* Use of formative assessment to inform student progress toward learning goal \* Inclusive learning environments (with collaboration among teachers to support the needs of all students) Progress monitoring/Measuring student growth includes: \* Year-long and unit/lesson planning aligned to standards \* Use of summative and formative data to inform instruction \* Use of small group instruction to differentiate \* Implementing resources/materials to best meet student needs Specific instructional techniques and resources being implemented to support diverse learners includes: \* Balanced Literacy and the Montessori Language Curriculum \* Readers & Writers Workshop (Mini-lessons) \* Walk to Math (contemporary) \* Flexible groups/Differentiated lessons \* Alignment of instruction to CCSS \* use of technology \* Use of manipulatives to support concrete understanding of abstract math concepts

**Annual Budget Report**

**2016–17 School Funding by Category**



*All financial data are from the 2016–17 recommended budget.*

**Invitation to Participate**

**Total 2016–17 School Budget:**  
**\$3,585,876**

**Projected 2016–17 Student Enrollment:**  
**435**

**Per-Student Funding:**  
**\$8,243**

One of the goals of having School Reports is to support families as critical partners with us in a student's academic success. To get involved, please share this with your friends and neighbors, visit the school, or consider talking to the teacher or principal about joining the school's Building Leadership Team or Parent Teacher Student Association to shape your school's improvement plan.

**District Mission Statement** Seattle Public Schools is committed to ensuring equitable access, closing the opportunity gaps and excellence in education for every student.