



# The Center School

Barbara Casey, Principal

## School Report for 2015–16 School Year

[centerhs.seattleschools.org](http://centerhs.seattleschools.org)

### 2015–16 School Year

# Students: 270

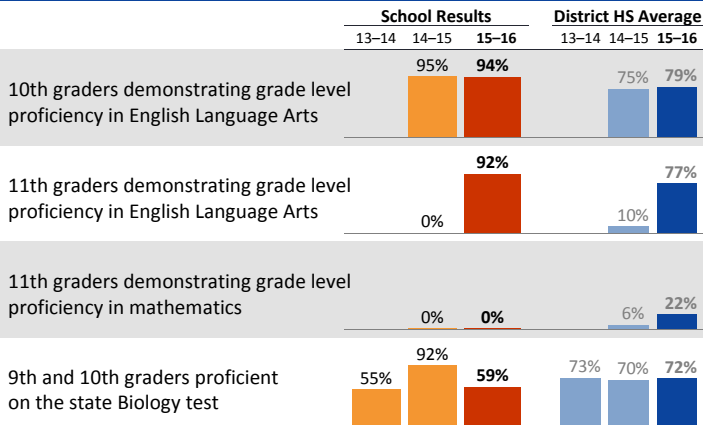
# Teachers: 15

Students per teacher: 18

Average daily attendance: 88.4%

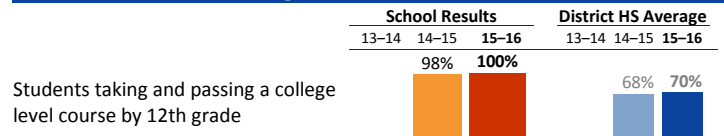
Student mobility: 16%

### Student Achievement \*

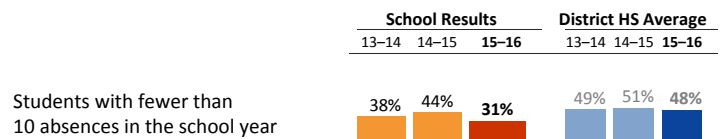


\* Students who did not participate in state testing are counted as not demonstrating proficiency. For more details, see "Student Achievement" section of the [Glossary](#).

### College & Career Ready



### Attendance



### Accountability and School Performance

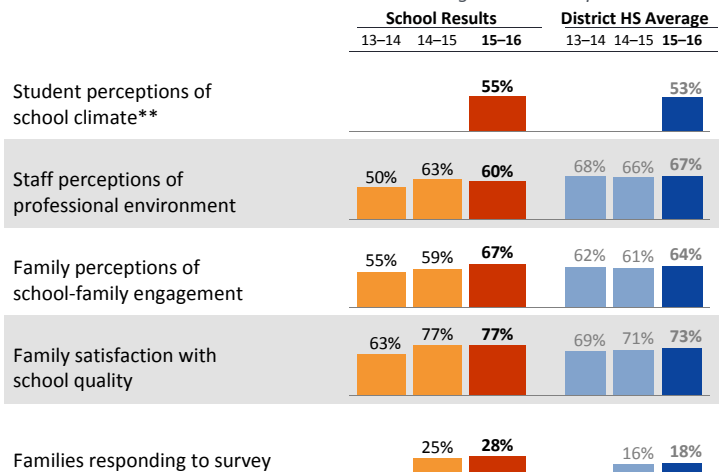
Seattle Public Schools Segmentation Level: **n/a**

Met Adequate Yearly Progress (AYP) Proficiency Goal for ELA: **n/a**

Met Adequate Yearly Progress (AYP) Proficiency Goal for Math: **n/a**

### Student, Family, and Staff School Climate Survey

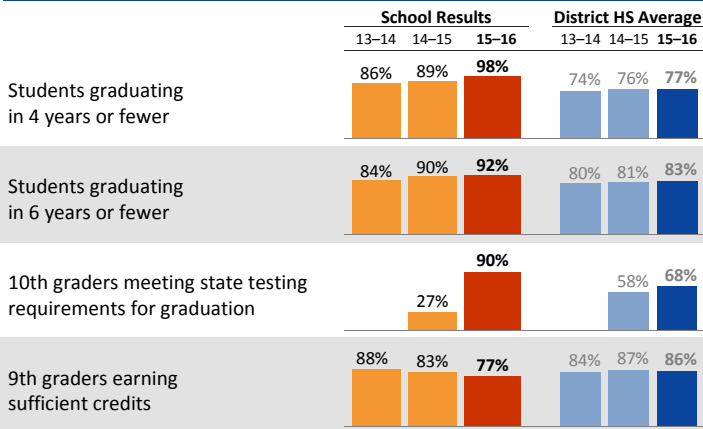
Average Positive Responses\*



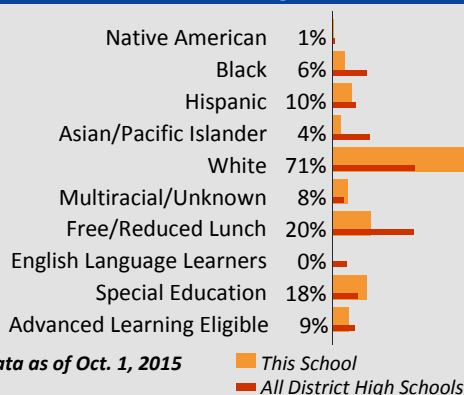
\*Results for each survey category equal the average percent of positive responses ("Agree" or "Strongly Agree") for a subset of questions. See results here: [tiny.cc/seattlesurveys](http://tiny.cc/seattlesurveys)

\*\* New baseline established due to changes to survey in 2015-16. See [Glossary](#) for details.

### On-Track for Graduation



### Student Demographics



### Student Proficiency on State Tests

Spring 2016 School average compared to District high school average (grades 9 & 10)

	English Language Arts		Mathematics	
	School	District Avg	School	District Avg
<b>All Students</b>	<b>94%</b>	<b>79%</b>	<b>↗ 4</b>	
Native American	67%	↗ 15		
Black	49%	↗ 2		
Hispanic	66%	↗ 2		
Asian/Pacific Islander	79%	↘ 1		
White	<b>96%</b>	<b>↘ 4</b>	<b>93%</b>	↗ 5
Multiracial	84%	↘ 3		
Free/Reduced Lunch	60%	↗ 2		
Eng. Lang. Learners	22%	↔		
Special Education	<b>100%</b>	<b>57%</b>	<b>↗ 15</b>	
Gifted	99%	↗ 5		



# The Center School

Barbara Casey, *Principal*

## School Plan & Budget for the 2016–17 School Year

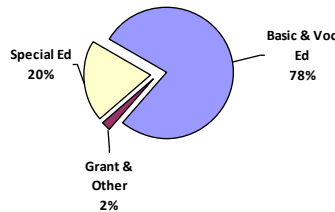
**School Mission Statement** Our mission is to empower and inspire all students to positively impact our world. We provide a high quality arts integrated college prep curriculum and provide an academic program that prepares all students for a four year university.

**School Goals** During 2016-2017, TCS staff will work with a subset of 9th-12th AA male and MTSS tiered struggling students and special education students in math classrooms in improving EOC and SBA math assessments by 90%. A second whole school goal of all TCS 9th-12th students and a third 9th grade level goal includes 100% students passing their math courses and 80% passing with a grade of B or better.

**School Description & Plan to Achieve Goals** The Center School offers a rich academic program enhanced through its focus on the arts and its location in the heart of Seattle’s cultural and arts community. Our academic program is a college prep program and emphasizes high standards for all students, using best instructional practices including inquiry-based curriculum and performance-based assessments. The core academic program includes Humanities, Math, Science and Spanish. All elective courses are arts- infused and career ladder-based and emphasize student innovation and creativity. The arts experience is enhanced through partnerships with local artists and arts organizations such as the Seattle Repertory Theatre and is supported across the curriculum with visual arts integrated in core academic classes. We also offer a special education autism continuum inclusion program. Advanced Placement courses are offered in Biology and in English Language and Composition. By building a sense of community, supporting students to achieve at high levels, and constantly reflecting on how we work with students, The Center School continues to increase student college-prep academic preparation beyond the secondary experience.

**Annual Budget Report**

2016–17 School Funding by Category



All financial data are from the 2016–17 recommended budget.

**Invitation to Participate**

Total 2016–17 School Budget:

**\$1,933,021**

Projected 2016–17 Student Enrollment:

**240**

Per-Student Funding:

**\$8,054**

CSCA stays involved by disseminating a weekly newsletter “Dragon Fire” to the community which includes a weekly Principal’s corner of TCS activities and events. TCS also received a grant to conduct 2 meetings during the 2016-2017 school year to work on 9th grade attendance and retention. Our goal is to incorporate the HS Beyond Planning into the 2017-2018 school year in outlining student interests, requirements and goals connected toward high school graduation and we invite parent participation in

**District Mission Statement** Seattle Public Schools is committed to ensuring equitable access, closing the opportunity gaps and excellence in education for every student.