



B.F. Day Elementary

Stanley Jaskot, Principal

School Report for 2015–16 School Year

dayes.seattleschools.org

2015–16 School Year

Students: 283

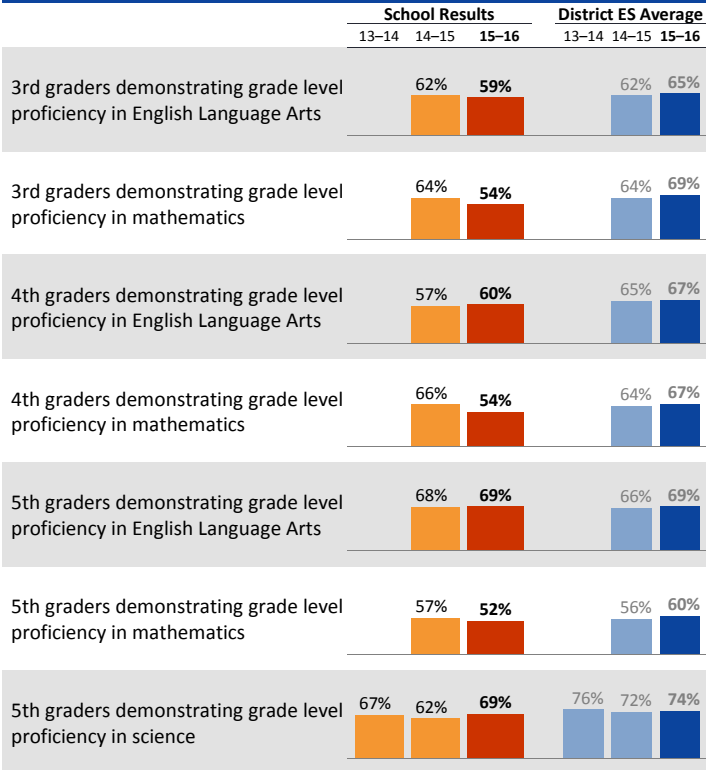
Teachers: 19

Students per teacher: 15

Average daily attendance: 95.7%

Student mobility: 12%

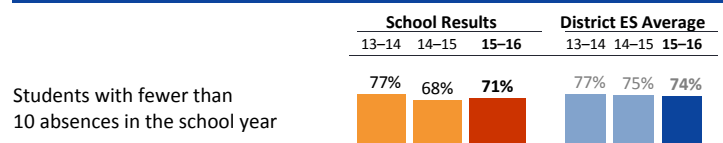
Student Achievement *



* Students who did not participate in state testing are counted as not demonstrating proficiency.

For more details, see "Student Achievement" section of the [Glossary](#)

Attendance



Accountability and School Performance

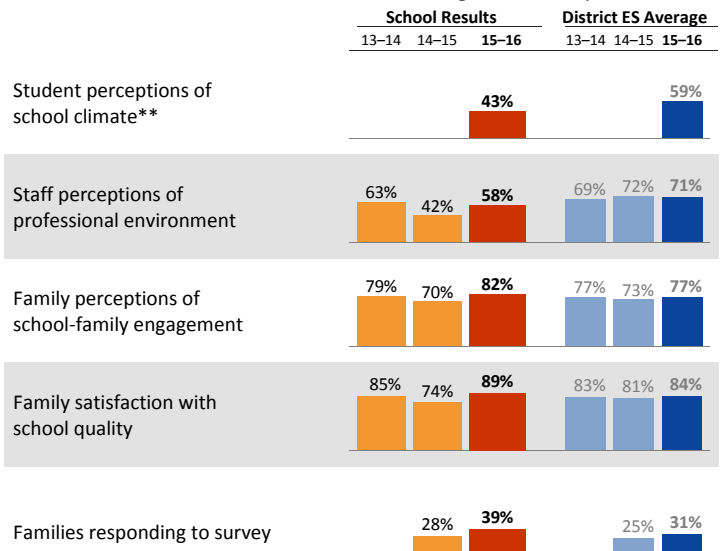
Seattle Public Schools Segmentation Level: **n/a**

Met Adequate Yearly Progress (AYP) Proficiency Goal for ELA: **n/a**

Met Adequate Yearly Progress (AYP) Proficiency Goal for Math: **n/a**

Student, Family, and Staff School Climate Survey

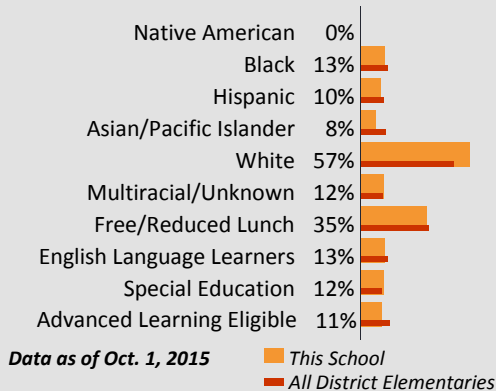
Average Positive Responses*



*Results for each survey category equal the average percent of positive responses ("Agree" or "Strongly Agree") for a subset of questions. See results here: tiny.cc/seattlesurveys

** New baseline established due to changes to survey in 2015-16. See [Glossary](#) for details.

Student Demographics



Student Proficiency on State Tests

Spring 2016 School average compared to District elementary school average

	English Language Arts		Mathematics	
	School	District Avg	School	District Avg
All Students	62% ↗ 3	67% ↗ 3	53% ↘ 1	65% ↗ 4
Native American		39% ↗ 7		35% ↗ 1
Black	39% ↗ 3	35% ↗ 1	35% ↘ 1	35% ↗ 4
Hispanic	36% ↘ 6	47% ↗ 2	20% ↘ 33	46% ↗ 5
Asian/Pacific Islander	71% ↗ 9	69% ↗ 4	71% ↗ 5	72% ↗ 4
White	74% ↘ 1	81% ↗ 2	62% ↘ 8	77% ↗ 3
Multiracial	63% ↗ 16	71% ↗ 3	60% ↗ 14	67% ↗ 3
Free/Reduced Lunch	51% ↗ 5	42% ↔	40% ↘ 7	42% ↗ 2
Eng. Lang. Learners	29% ↗ 5	23% ↗ 2	28% ↘ 16	33% ↗ 7
Special Education	24% ↘ 16	45% ↔	16% ↘ 20	44% ↗ 4
Gifted		95% ↗ 1		95% ↗ 1



B.F. Day Elementary

Stanley Jaskot, *Principal*

School Plan & Budget for the 2016–17 School Year


School Mission Statement B. F. Day is committed to providing a high quality education to all students. We are a diverse community of learners; building paths to choice in education, life and career. Our mission is to provide an inclusive education for each and every student, exposing, addressing and closing achievement gaps. We believe that all our students, including those who live in poverty, can excel, and it is our responsibility as educators to see this

School Goals By the end of the school year, * 75% of 3rd grade students will pass the Smarter Balanced Assessments in Reading and Math. * 90% of 4th grade students will pass or rise one level from their 3rd grade SB score. * 90% of 5th grade students will pass or rise one level from their 4th grade SB score.

School Description & Plan to Achieve Goals B.F. Day is a welcoming diverse community school. It is the oldest continually operating school in the district. We have been promoting students on since 1892. We strive to provide a quality education to each student. As we strive for at least 80% of our 5th grade students to standard in Literacy and Math, we need to continue to move our level 1 and level 2 students towards mastery. By using the B.F. Day Intervention system, we target interventions towards specific students in very controlled curricular environments to supplement their literacy and math instruction. Looking at multiple data points we are able to identify students who are not on track to making at least a year's growth in a year's time. This approach is also reflected through the principal and teacher's individual professional goals. Teachers look closely at each and every student, assessing what supports they need to make at least a years growth in a year's time. The principal then works with teachers at each grade level to support these goals.

Annual Budget Report

2016–17 School Funding by Category



All financial data are from the 2016–17 recommended budget.

Invitation to Participate

Total 2016–17 School Budget: **\$2,653,620**

Projected 2016–17 Student Enrollment: **313**

Per-Student Funding: **\$8,478**

As principal I welcome any and all feedback. Please come and ask questions and share thoughts and ideas. I also strongly encourage all parents, and community members to be active and join the Parent Teacher Student Association. We will continue to strengthen our practice and ensure success for all students with the collaboration of all stake holders: staff, students, parents and the community.

District Mission Statement Seattle Public Schools is committed to ensuring equitable access, closing the opportunity gaps and excellence in education for every student.