



# Aki Kurose Middle School

Mia Williams, Principal

## School Report for 2015–16 School Year

[kurosems.seattleschools.org](http://kurosems.seattleschools.org)

### 2015–16 School Year

# Students: 721

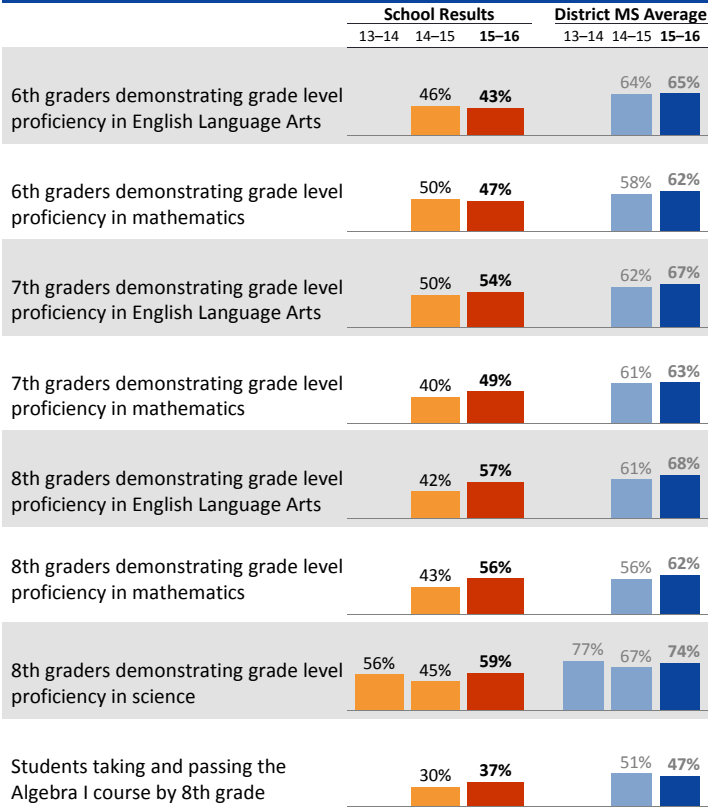
# Teachers: 41

Students per teacher: 18

Average daily attendance: 93.4%

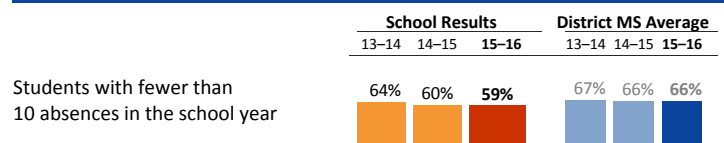
Student mobility: 11%

### Student Achievement \*



\* Students who did not participate in state testing are counted as not demonstrating proficiency.  
For more details, see "Student Achievement" section of the [Glossary](#)

### Attendance



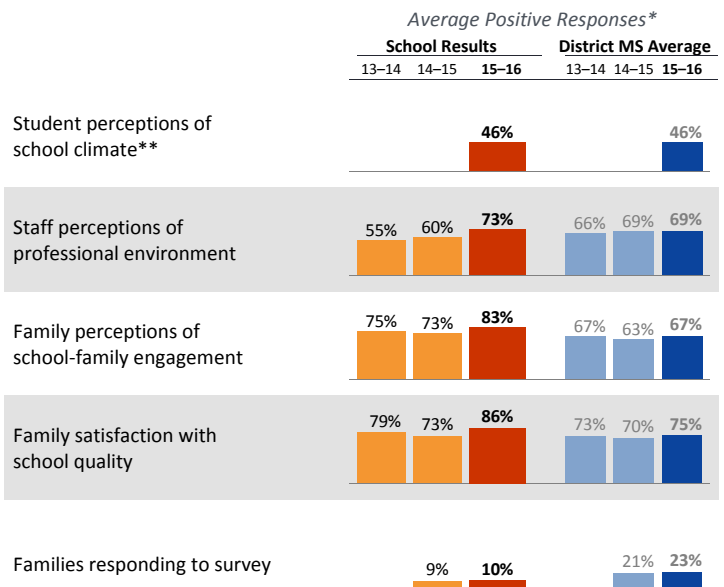
### Accountability and School Performance

Seattle Public Schools Segmentation Level: **n/a**

Met Adequate Yearly Progress (AYP) Proficiency Goal for ELA: **n/a**

Met Adequate Yearly Progress (AYP) Proficiency Goal for Math: **n/a**


### Student, Family, and Staff School Climate Survey



\*Results for each survey category equal the average percent of positive responses ("Agree" or "Strongly Agree") for a subset of questions. See results here: [tiny.cc/seattlesurveys](http://tiny.cc/seattlesurveys)

\*\* New baseline established due to changes to survey in 2015-16. See [Glossary](#) for details.

### Student Demographics



### Student Proficiency on State Tests

Spring 2016 School average compared to District middle school average

	English Language Arts		Mathematics	
	School	District Avg	School	District Avg
<b>All Students</b>	<b>51%</b> ↗ 7	<b>67%</b> ↗ 4	<b>50%</b> ↗ 6	<b>62%</b> ↗ 4
Native American		37% ↗ 4		39% ↗ 10
Black	<b>35%</b> ↗ 7	36% ↗ 5	<b>35%</b> ↗ 6	29% ↔
Hispanic	<b>34%</b> ↗ 5	50% ↗ 3	<b>34%</b> ↗ 9	44% ↗ 4
Asian/Pacific Islander	<b>71%</b> ↗ 4	74% ↗ 2	<b>68%</b> ↗ 4	74% ↗ 3
White	<b>64%</b> ↗ 3	79% ↗ 4	<b>64%</b> ↗ 14	74% ↗ 5
Multiracial	<b>43%</b> ↗ 4	69% ↗ 3	<b>58%</b> ↗ 22	64% ↗ 4
Free/Reduced Lunch	<b>47%</b> ↗ 5	46% ↗ 2	<b>46%</b> ↗ 6	42% ↗ 1
Eng. Lang. Learners	<b>19%</b> ↔	17% ↘ 1	<b>25%</b> ↗ 1	22% ↘ 3
Special Education	<b>13%</b> ↘ 6	33% ↔	<b>20%</b> ↗ 1	28% ↗ 2
Gifted		91% ↗ 6		92% ↗ 6



# Aki Kurose Middle School

Mia Williams, Principal

## School Plan & Budget for the 2016–17 School Year

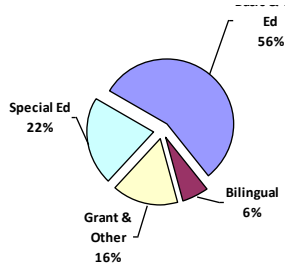
**School Mission Statement** Strong Relationships and High Expectations—Every Student Excelling and Cared For—in Our Collaborative Learning Community-Every student Achieves, Everyone Accountable.

**School Goals** In each grade level in literacy and math there will be a 10% increase in students meeting standard on the SBAC. We also want a 20% increase for all African American male students in both math and literacy.

**School Description & Plan to Achieve Goals** Students who scored a Level 1 or 2 on their most recent SBAC and some level 3 students will have an additional math class focused on building the foundational math skills (Numbers and Operations). Math teachers provide instruction based on the Common Core State Standards and inform their instructional practices through collaboratively developing standards-based units, by using students' data to progress monitor and intervene appropriately. All students have 100 minutes of reading and writing instruction daily. Students are scheduled in just-right reading classes based on common assessments and SBAC data. Finer-tuned adjustments occur with reading level assessments, interim assessments and teacher feedback. Reading classes include Teachers College Reading and Writing model, Inside curriculum, Read 180 and Systems 44. We utilize multiple pedagogical approaches, such as differentiated small group instruction, accountable talk protocols, and daily assessments (e.g. short-writes, long-writes, conferring, exit tickets). All Literacy teachers collaboratively developed a school curricular calendar that is vertically aligned and anchored with the state and common core standards. Explicit non-fiction reading instruction will take place in LA blocks, social studies and science classes. Students who scored a Level 1 or 2 and some level 3 on their most recent SBAC will have the opportunity to participate in Academic Break Camps and Extended Learning Time afterschool twice a week to strengthen their reading and math skills.

**Annual Budget Report**

2016–17 School Funding by Category



All financial data are from the 2016–17 recommended budget.

**Invitation to Participate**

Total 2016–17 School Budget:  
**\$7,150,834**

Projected 2016–17 Student Enrollment:  
**745**

Per-Student Funding:  
**\$9,598**

One of the goals of having School Reports is to support families as critical partners with us in a student's academic success. To get involved, please share this with your friends and neighbors, visit the school, or consider talking to the teacher or principal about joining the school's Building Leadership Team or Parent Teacher Student Association to shape your school's improvement plan.

**District Mission Statement** Seattle Public Schools is committed to ensuring equitable access, closing the opportunity gaps and excellence in education for every student.