



# View Ridge Elementary

Terri Skjei, Principal

## School Report for 2014–15 School Year

[viewridgees.seattleschools.org](http://viewridgees.seattleschools.org)

### 2014–15 School Year

# Students: 584

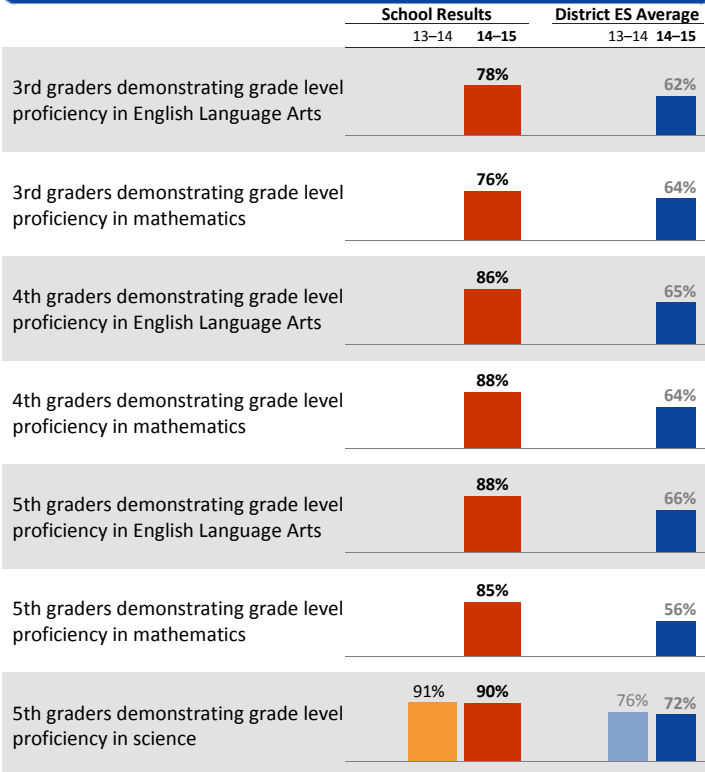
# Teachers: 34

Students per teacher: 17

Average daily attendance: 96.3%

Student mobility: 4%

### Student Achievement \*



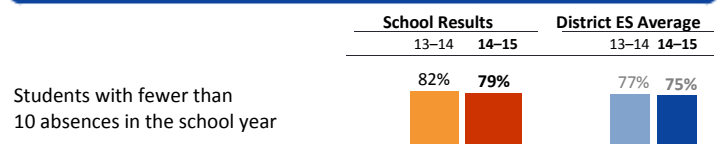
\* Students who did not participate in state testing are counted as not demonstrating proficiency.

For more details, see "Student Achievement" section of the [Glossary](#)

### Year-to-Year Growth: Following the Same Students

Year-to-Year Growth data are not included this year due to the transition to Smarter Balanced Assessments in 2014-15.

### Attendance



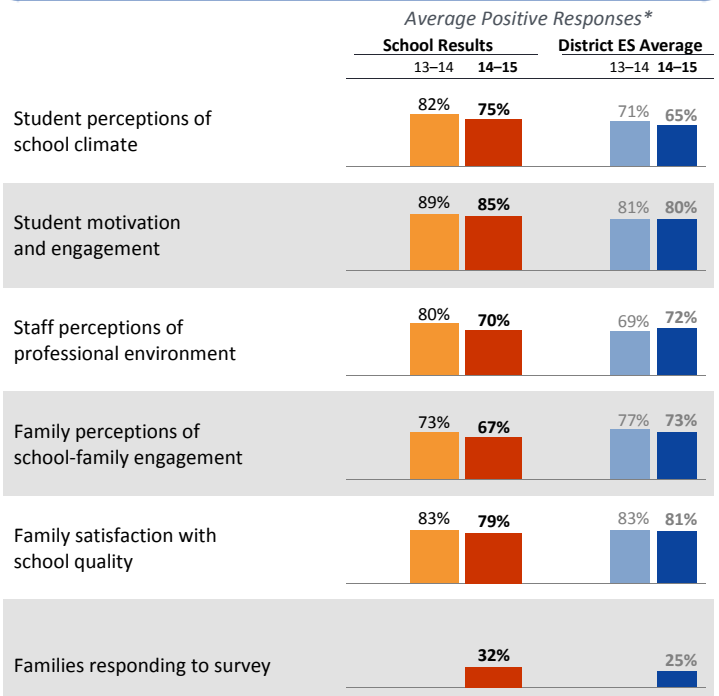
### Accountability and School Performance

Seattle Public Schools Segmentation Level: n/a

Met Adequate Yearly Progress (AYP) Proficiency Goal for ELA: **No**

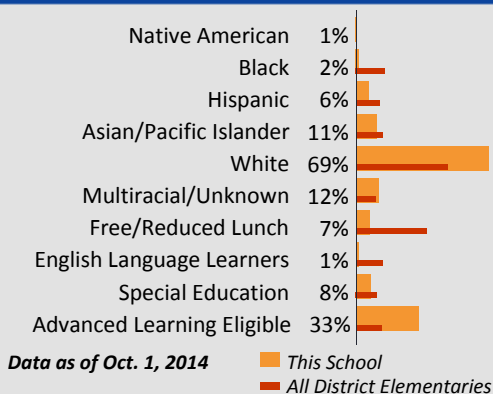
Met Adequate Yearly Progress (AYP) Proficiency Goal for Math: **No**

### Student, Family, and Staff School Climate Survey



Results for each survey category equal the average positive responses for a subset of questions. See results here: [tiny.cc/seattlesurveys](http://tiny.cc/seattlesurveys)

### Student Demographics



### Student Proficiency on State Tests

Spring 2015 School average compared to District elementary school average

	English Language Arts		Mathematics	
	School	District Avg	School	District Avg
<b>All Students</b>	<b>84%</b>	<b>64%</b>	<b>83%</b>	<b>61%</b>
Native American		31%		35%
Black		34%		31%
Hispanic	<b>70%</b>	45%	<b>75%</b>	41%
Asian/Pacific Islander	<b>72%</b>	65%	<b>83%</b>	68%
White	<b>88%</b>	79%	<b>84%</b>	74%
Multiracial	<b>78%</b>	68%	<b>83%</b>	65%
Free/Reduced Lunch	<b>53%</b>	41%	<b>56%</b>	39%
Eng. Lang. Learners		21%		26%
Special Education	<b>50%</b>	45%	<b>55%</b>	41%
Gifted	<b>100%</b>	94%	<b>100%</b>	94%



# View Ridge Elementary

Terri Skjei, Principal

## School Plan & Budget for the 2015–16 School Year

### School Mission Statement

The purpose of View Ridge Elementary School is to provide a challenging curriculum with emphasis on the basic academic skills and the arts, that meets the needs of all students. Through collaboration and continued parental/community involvement, students of all ethnicities will demonstrate confidence and a strong positive mental attitude.

### School Goals

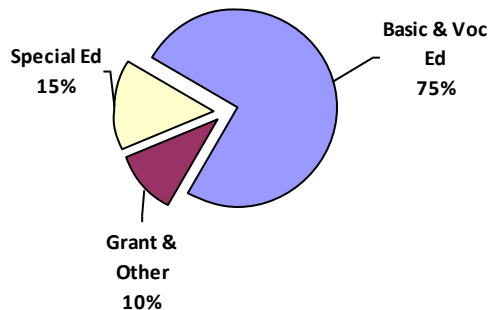
We will use classroom based assessments, MAP, and the Smarter Balanced Assessment Consortium (SBAC) data to guide our instruction. We set academic targets using assessment tools and metrics for measurement of improvement. This year we will be setting academic targets based on the baseline that was established with the SBAC data. Traditionally, we have performed above state standards and intend to maintain this academic trend. We are aiming for high academic targets and will adjust school-wide academic goals after analyzing the data and adjusting goals to match consistent assessment tools and metrics.

### School Description & Plan to Achieve Goals

View Ridge resides in a lovely neighborhood and is known for housing a variety of programs and services. We are known as the View Ridge Otters. Our school population remains stable and we continue to address best ways to serve all students. We have a strong and active parent population that works together to support students, staff and families. One of our highlights is a commitment to the arts as celebrated through our Family Arts Nights encompassing a variety of venues featuring art, music, movement, technology and featured artists. Our librarian coordinates visiting authors and our intermediate grades participate in the Writers in the Schools program, working closely with a resident poet. Our PTA sponsors numerous community events and makes significant contributions to the school and staff. In reading and math, our staff regularly assesses students and uses data to inform instruction. Staff have been trained in Readers and Writers workshop, and aligning instruction to Common Core Standards, plus participate in a variety of professional development opportunities. We are implementing the RULER model, focusing on the social/emotional growth of students. We have a school intervention team that closely monitors student progress and provides additional support. We are proud of a high level of sustained academic achievement. The View Ridge staff is highly collaborative and works hard to meet the needs of all students.

### Annual Budget Report

#### 2015–16 School Funding by Category



All financial data are from the 2015–16 recommended budget.

Total  
2015–16  
School  
**\$3,948,132**  
Projected  
2015–16  
Student  
Enrollment:  
**602**  
Per-Student  
Funding:  
**\$6,558**

### Invitation to Participate

One of the goals of having School Reports is to support families as critical partners with us in a student's academic success. To get involved, please share this with your friends and neighbors, visit the school, or consider talking to the teacher, parents/principal about joining the school's Parent Teacher Student Association and learn about the school's leadership teamsto provide input and help shape the school's improvement plan.

### District Mission Statement

Seattle Public Schools is committed to ensuring equitable access, closing the opportunity gaps and excellence in education for every student.