



Sand Point Elementary

Kristen Roberts, Principal

School Report for 2014–15 School Year

sandpointes.seattleschools.org

2014–15 School Year

Students: 263

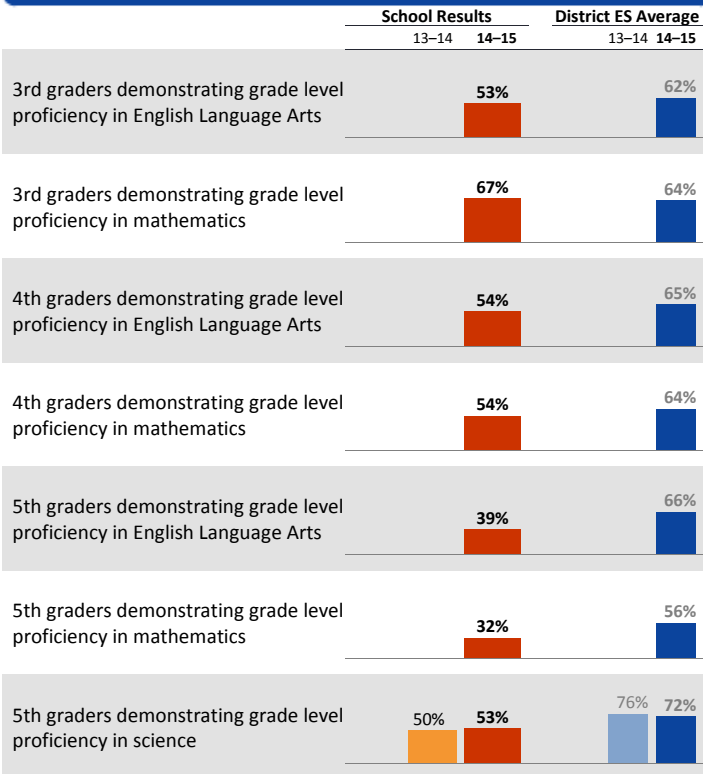
Teachers: 22

Students per teacher: 12

Average daily attendance: 95.4%

Student mobility: 30%

Student Achievement *



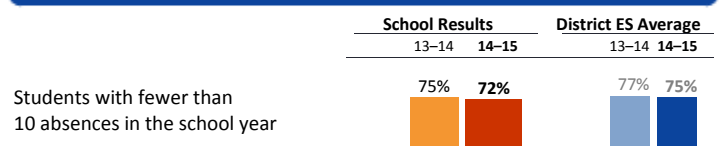
* Students who did not participate in state testing are counted as not demonstrating proficiency.

For more details, see "Student Achievement" section of the [Glossary](#)

Year-to-Year Growth: Following the Same Students

Year-to-Year Growth data are not included this year due to the transition to Smarter Balanced Assessments in 2014-15.

Attendance



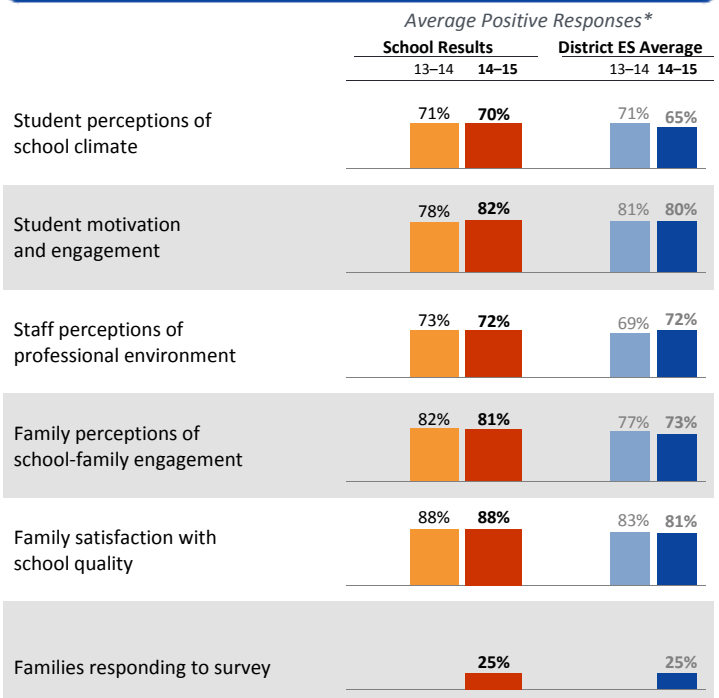
Accountability and School Performance

Seattle Public Schools Segmentation Level: n/a

Met Adequate Yearly Progress (AYP) Proficiency Goal for ELA: **No**


Met Adequate Yearly Progress (AYP) Proficiency Goal for Math: **No**

Student, Family, and Staff School Climate Survey



Results for each survey category equal the average positive responses for a subset of questions. See results here: tiny.cc/seattlesurveys

Student Demographics



Student Proficiency on State Tests

Spring 2015 School average compared to District elementary school average

	English Language Arts		Mathematics	
	School	District Avg	School	District Avg
All Students	51%	64%	54%	61%
Native American		31%		35%
Black	19%	34%	23%	31%
Hispanic	29%	45%	29%	41%
Asian/Pacific Islander	70%	65%	87%	68%
White	64%	79%	68%	74%
Multiracial	85%	68%	69%	65%
Free/Reduced Lunch	27%	41%	29%	39%
Eng. Lang. Learners	23%	21%	44%	26%
Special Education	44%	45%	38%	41%
Gifted		94%		94%



Sand Point Elementary

Kristen Roberts, *Principal*

School Plan & Budget for the 2015–16 School Year

School Mission Statement

At Sand Point Elementary, we are a community of lifelong learners, responsible global citizens, and champions of our own success

School Goals

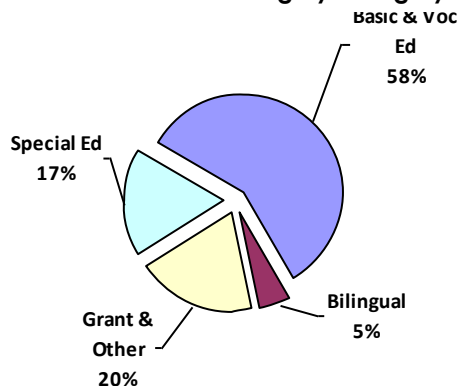
Our goal for the 2015-2016 school year is to increase our students growth in reading, especially for our students receiving Free and Reduced Lunch. This growth will be measured by MAP, Amplify, SBA, WA Kids and classroom based assessments.

School Description & Plan to Achieve Goals

Sand Point is a small community diverse community of learners who highly value global citizenship. We strive to give each child what they need academically through a system of differentiate small group instruction. With the support of our PTA, we invest in educating the whole child. This includes a gardeing education program, an art education program, a health and physical education program and a technology program. We use the RULER approach to teaching our children social emotional literacy skills so they can effectively regulate their emotions, communicate effectively and build strong relationships.

Annual Budget Report

2015–16 School Funding by Category



All financial data are from the 2015–16 recommended budget.

Total
2015–16
School
\$2,627,559

Projected
2015–16
Student
Enrollment:
283

Per-Student
Funding:
\$9,285

Invitation to Participate

Sand Point Elementary appreciates and fosters strong parent involvement at the school and at home. We also understand the importance of forming solid partnerships with the community. These connections allow the Sand Point staff, families, and the community to collaborate on promoting high achievement for every Sand Point student.

District Mission Statement

Seattle Public Schools is committed to ensuring equitable access, closing the opportunity gaps and excellence in education for every student.