



Queen Anne Elementary

David Elliott, Principal

School Report for 2014–15 School Year

www.queenanneelementary.com

2014–15 School Year

Students: 399


Teachers: 22

Students per teacher: 18

Average daily attendance: 95.9%

Student mobility: 4%

Student Achievement *



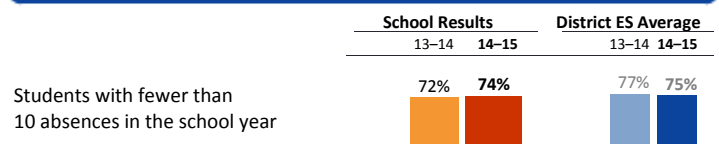
* Students who did not participate in state testing are counted as not demonstrating proficiency.

For more details, see "Student Achievement" section of the [Glossary](#)

Year-to-Year Growth: Following the Same Students

Year-to-Year Growth data are not included this year due to the transition to Smarter Balanced Assessments in 2014-15.

Attendance



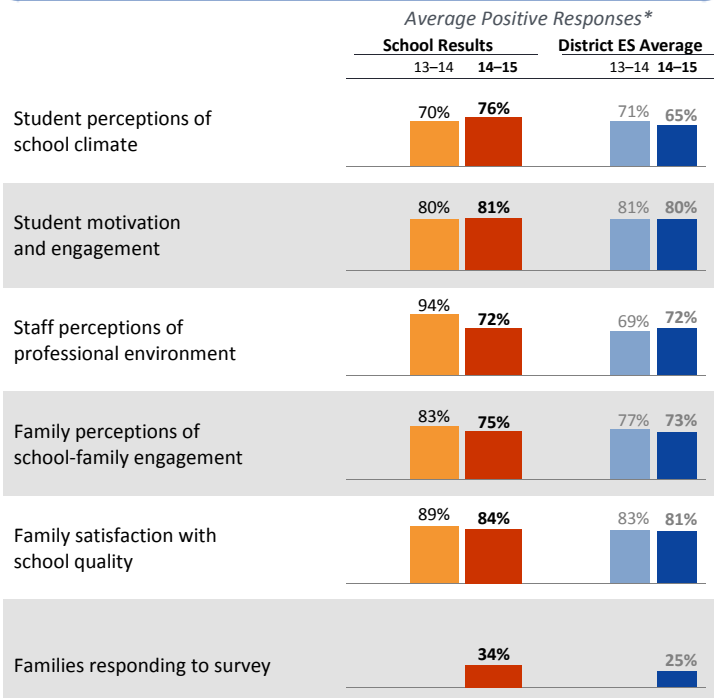
Accountability and School Performance

Seattle Public Schools Segmentation Level: n/a

Met Adequate Yearly Progress (AYP) Proficiency Goal for ELA: **No**

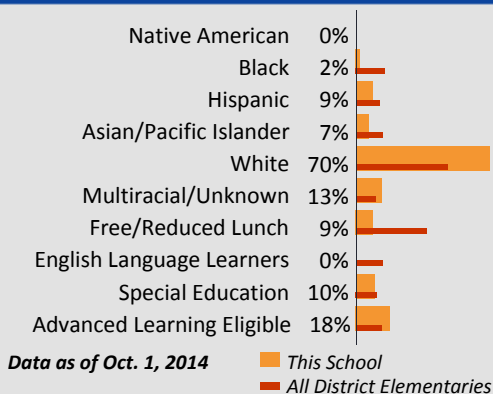
Met Adequate Yearly Progress (AYP) Proficiency Goal for Math: **No**

Student, Family, and Staff School Climate Survey



Results for each survey category equal the average positive responses for a subset of questions. See results here: tiny.cc/seattlesurveys

Student Demographics



Student Proficiency on State Tests

Spring 2015 School average compared to District elementary school average

	English Language Arts		Mathematics	
	School	District Avg	School	District Avg
All Students	62%	64%	55%	61%
Native American		31%		35%
Black		34%		31%
Hispanic	25%	45%	33%	41%
Asian/Pacific Islander	73%	65%	73%	68%
White	62%	79%	57%	74%
Multiracial		68%		65%
Free/Reduced Lunch	38%	41%	23%	39%
Eng. Lang. Learners		21%		26%
Special Education	35%	45%	38%	41%
Gifted	82%	94%	82%	94%



Queen Anne Elementary

David Elliott, Principal

School Plan & Budget for the 2015–16 School Year

School Mission Statement

At Queen Anne Elementary we believe strongly that our students are capable of changing the world. We give them the social, emotional, and academic skills to do just that through creative project-based learning experiences and social/emotional support.

School Goals

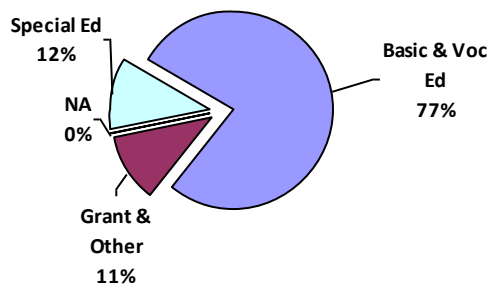
Our goals for Queen Anne Elementary center around the academic achievement and social/emotional well-being of all of our students. Our 5 school-wide pillars are our guide. On the state assessment, 85% of our current 3rd graders will be proficient in math and ELA, 80% of our 4th graders will be proficient in math and ELA and 85% of our 5th graders will be proficient in math and 90% in ELA.

School Description & Plan to Achieve Goals

Queen Anne Elementary was founded in 2010 as an Option School in SPS. Over the years, we have developed three key components that we believe will build a foundation of learning for our 21st Century students: 1) Our Social Emotional Learning (SEL) program, 2) Our Project Based Learning (PBL) curriculum, and 3) Our One-to-World device project that provides technology tools for students to be independent, work collaboratively, and monitor their own behaviors and learning. The staff and school community believe that it is an exciting time to be educators as we learn more about the learning brain, our body and how to support our students in new ways. We draw from a wide variety of resources to sustain an authentic learning experience for every student at QAE and do this within a caring, nurturing environment.

Annual Budget Report

2015–16 School Funding by Category



All financial data are from the 2015–16 recommended budget.

Total
2015–16
School
\$2,703,174
Projected
2015–16
Student
Enrollment:
430
Per-Student
Funding:
\$6,286

Invitation to Participate

At QAE, we believe that families are critical partners with us and help us to nurture and guide students' academic success. To get involved, please share this report with your friends and neighbors, visit the school, read our blogs/website, come to a PTSA meeting, or consider talking to the teacher or principal about joining the school's Building Leadership Team or other Parent Teacher Student Association committee to shape the school's improvement plan. We welcome

District Mission Statement

Seattle Public Schools is committed to ensuring equitable access, closing the opportunity gaps and excellence in education for every student.