



Martin Luther King Jr. Elementary

Cothron McMillian, Principal

School Report for 2014–15 School Year

kinges.seattleschools.org

2014–15 School Year

Students: 370

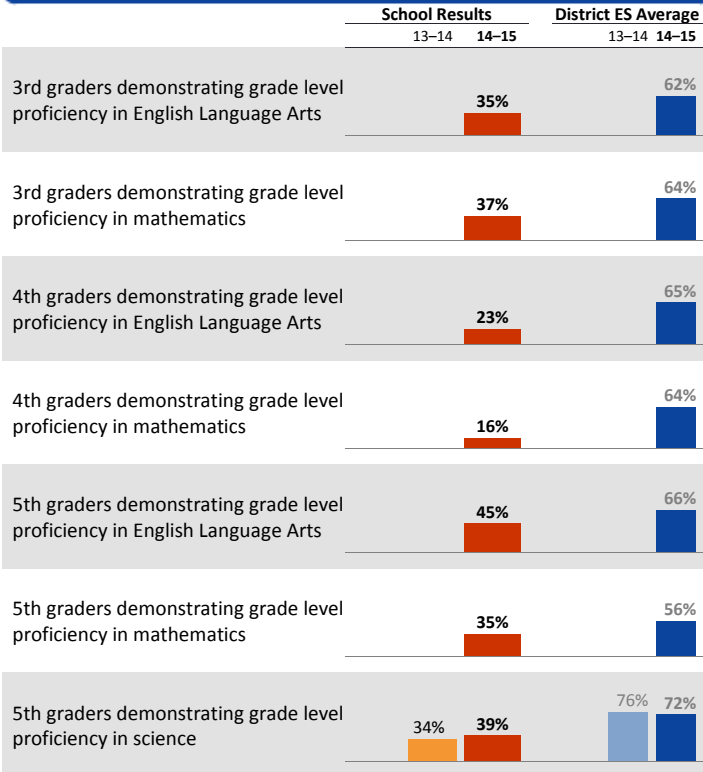
Teachers: 26

Students per teacher: 14

Average daily attendance: 95.1%

Student mobility: 12%

Student Achievement *



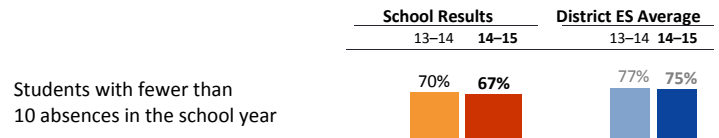
* Students who did not participate in state testing are counted as not demonstrating proficiency.

For more details, see "Student Achievement" section of the [Glossary](#)

Year-to-Year Growth: Following the Same Students

Year-to-Year Growth data are not included this year due to the transition to Smarter Balanced Assessments in 2014-15.

Attendance



Accountability and School Performance

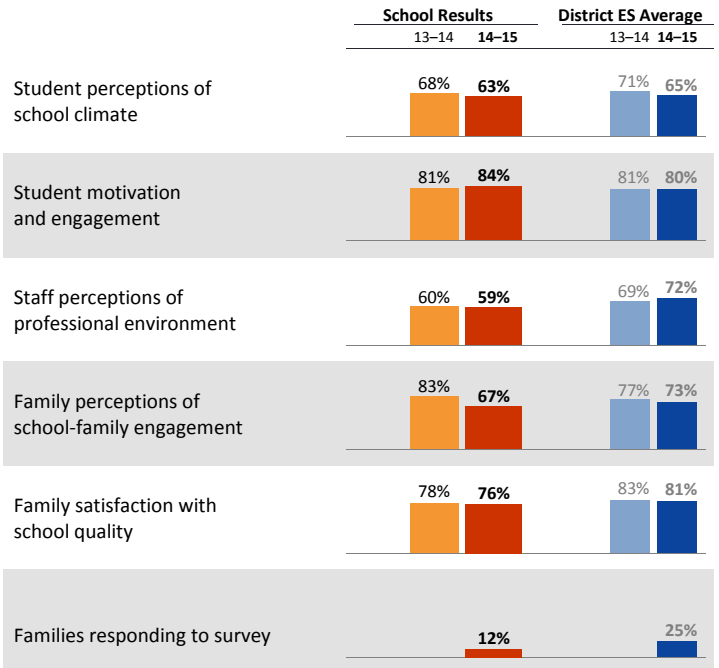
Seattle Public Schools Segmentation Level: n/a

Met Adequate Yearly Progress (AYP) Proficiency Goal for ELA: **No**

Met Adequate Yearly Progress (AYP) Proficiency Goal for Math: **No**

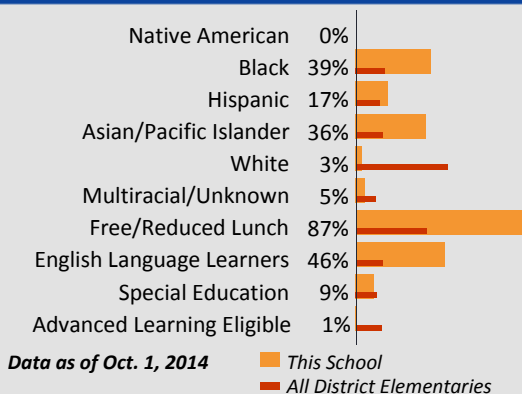
Student, Family, and Staff School Climate Survey

Average Positive Responses*



Results for each survey category equal the average positive responses for a subset of questions. See results here: tiny.cc/seattlesurveys

Student Demographics



Student Proficiency on State Tests

Spring 2015 School average compared to District elementary school average

	English Language Arts		Mathematics	
	School	District Avg	School	District Avg
All Students	35%	64%	30%	61%
Native American		31%		35%
Black	35%	34%	28%	31%
Hispanic	29%	45%	14%	41%
Asian/Pacific Islander	37%	65%	38%	68%
White		79%		74%
Multiracial		68%		65%
Free/Reduced Lunch	32%	41%	29%	39%
Eng. Lang. Learners	15%	21%	19%	26%
Special Education	8%	45%	17%	41%
Gifted		94%		94%



Martin Luther King Jr. Elementary

Cothron McMillian, Principal

School Plan & Budget for the 2015–16 School Year

School Mission Statement

Every child achieving at high levels and every adult is accountable for every child's success.

School Goals


To increase student growth in both ELA and Math for all students. Our goal is to have 10% growth of students meeting standard/benchmark in tested academic areas on both district and state assessments.

School Description & Plan to Achieve Goals

We are focused on monitoring the progress of all our students. As a staff we will meet monthly to review student data and make adjustments to instruction and interventions, through our PLC and BLT meetings. Through collaboration with SpEd specialist, ELL staff and grade level team members, we will provide small group instruction, targeted skill intervention groups. City Year corp members work with focused groups of students in grades 3-5 in both ELA and Math daily collaborating with the teacher to ensure alignment of instruction.

Annual Budget Report

2015–16 School Funding by Category



All financial data are from the 2015–16 recommended budget.

Total
2015–16
School
\$2,949,091
Projected
2015–16
Student
Enrollment:
350
Per-Student
Funding:
\$8,426

Invitation to Participate

One of the goals of having School Reports is to support families as critical partners with us in a student's academic success. To get involved, please share this with your friends and neighbors, visit the school, or consider talking to the teacher or principal about joining the school's Building Leadership Team or Parent Teacher Student Association to shape your school's improvement plan.

District Mission Statement

Seattle Public Schools is committed to ensuring equitable access, closing the opportunity gaps and excellence in education for every student.