



Laurelhurst Elementary

Sarah Talbot, Principal

School Report for 2014–15 School Year

laurelhurstes.seattleschools.org

2014–15 School Year

Students: 423


Teachers: 24

Students per teacher: 18

Average daily attendance: 95.4%

Student mobility: 10%

Student Achievement *



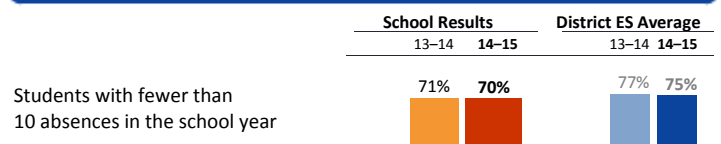
* Students who did not participate in state testing are counted as not demonstrating proficiency.

For more details, see "Student Achievement" section of the [Glossary](#)

Year-to-Year Growth: Following the Same Students

Year-to-Year Growth data are not included this year due to the transition to Smarter Balanced Assessments in 2014-15.

Attendance



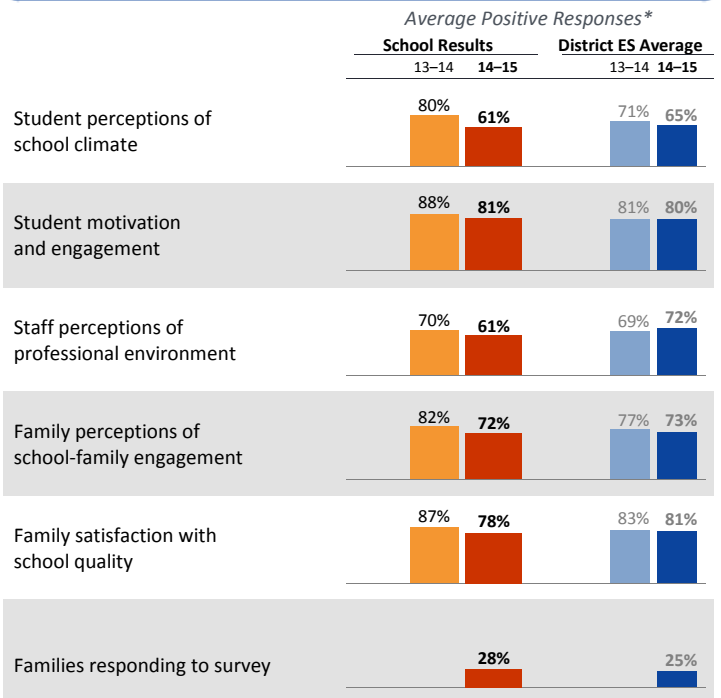
Accountability and School Performance

Seattle Public Schools Segmentation Level: n/a

Met Adequate Yearly Progress (AYP) Proficiency Goal for ELA: **No**

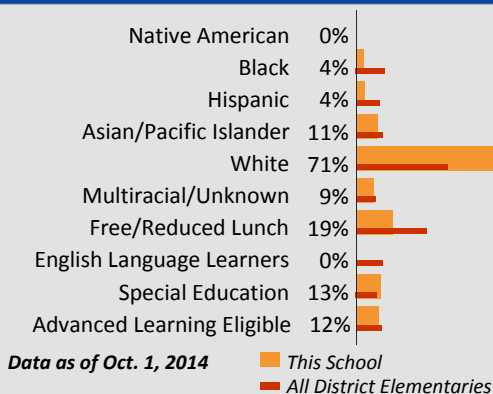
Met Adequate Yearly Progress (AYP) Proficiency Goal for Math: **No**

Student, Family, and Staff School Climate Survey



Results for each survey category equal the average positive responses for a subset of questions. See results here: tiny.cc/seattlesurveys

Student Demographics



Student Proficiency on State Tests

Spring 2015 School average compared to District elementary school average

	English Language Arts		Mathematics	
	School	District Avg	School	District Avg
All Students	75%	64%	74%	61%
Native American		31%		35%
Black		34%		31%
Hispanic		45%		41%
Asian/Pacific Islander	72%	65%	89%	68%
White	75%	79%	72%	74%
Multiracial	85%	68%	85%	65%
Free/Reduced Lunch	48%	41%	52%	39%
Eng. Lang. Learners		21%		26%
Special Education	53%	45%	44%	41%
Gifted		94%		94%



Laurelhurst Elementary

Sarah Talbot, Principal

School Plan & Budget for the 2015–16 School Year

School Mission Statement

The teachers at Laurelhurst are facilitators of learning, posing questions that elicit creative and critical thinking, and nurturing in their students a life-long love of learning.

School Goals

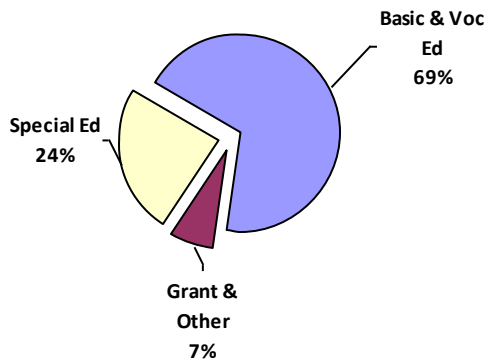
We seek for every student to show one year's growth in Reading and Math every year.

School Description & Plan to Achieve Goals

With a focus on assessment, we will become experts at our students' current strengths and support their growth. We will use a three tiered intervention structure, including push in and pull out supports for students who are behind, the use of small reading intervention groups, and tiered behavioral support to ensure students' emotional learning facilitates their participation in core instruction.

Annual Budget Report

2015–16 School Funding by Category



All financial data are from the 2015–16 recommended budget.

Total
2015–16
School
\$3,214,283

Projected
2015–16
Student
Enrollment:
427

Per-Student
Funding:
\$7,528

Invitation to Participate

One of the goals of having School Reports is to support families as critical partners with us in a student's academic success. To get involved, please share this with your friends and neighbors, visit the school, or consider talking to the teacher or principal about joining the school's Building Leadership Team or Parent Teacher Student Association to shape your school's improvement plan.

District Mission Statement

Seattle Public Schools is committed to ensuring equitable access, closing the opportunity gaps and excellence in education for every student.