



# John Hay Elementary

Tami Beach, Principal

## School Report for 2014–15 School Year

hayes.seattleschools.org

### 2014–15 School Year

# Students: 518


# Teachers: 32

Students per teacher: 16

Average daily attendance: 95.7%

Student mobility: 14%

### Student Achievement \*



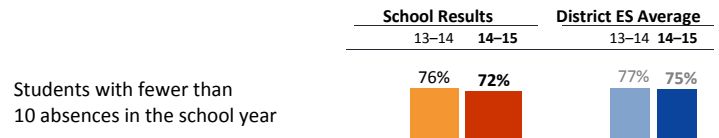
\* Students who did not participate in state testing are counted as not demonstrating proficiency.

For more details, see "Student Achievement" section of the [Glossary](#)

### Year-to-Year Growth: Following the Same Students

Year-to-Year Growth data are not included this year due to the transition to Smarter Balanced Assessments in 2014-15.

### Attendance



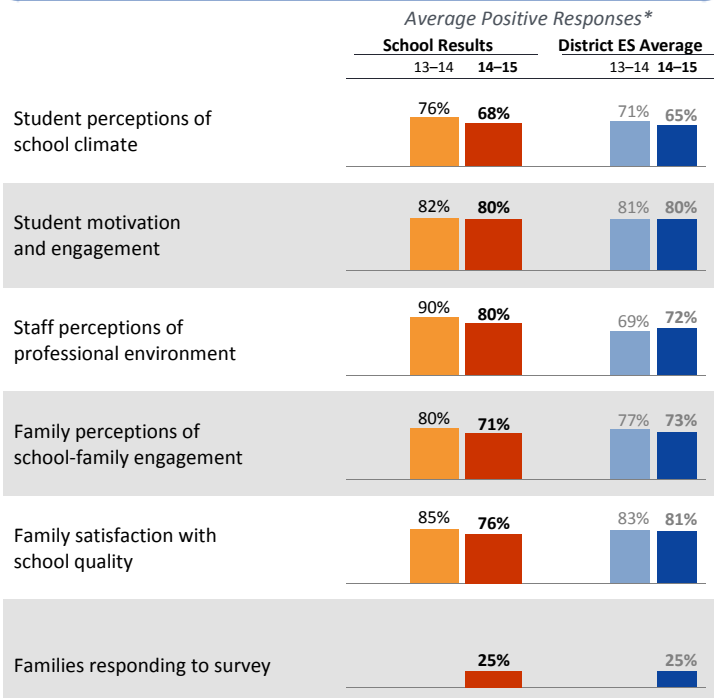
### Accountability and School Performance

Seattle Public Schools Segmentation Level: n/a

Met Adequate Yearly Progress (AYP) Proficiency Goal for ELA: **No**

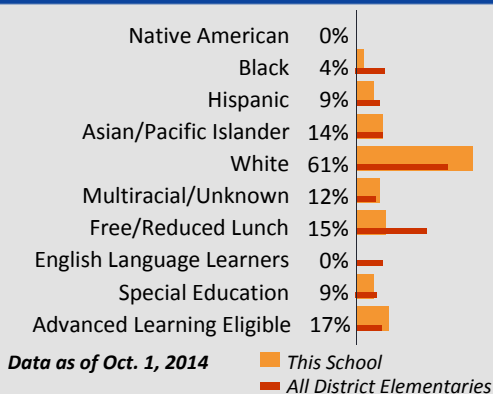
Met Adequate Yearly Progress (AYP) Proficiency Goal for Math: **No**

### Student, Family, and Staff School Climate Survey



Results for each survey category equal the average positive responses for a subset of questions. See results here: [tiny.cc/seattlesurveys](http://tiny.cc/seattlesurveys)

### Student Demographics



### Student Proficiency on State Tests

Spring 2015 School average compared to District elementary school average

	English Language Arts		Mathematics	
	School	District Avg	School	District Avg
<b>All Students</b>	<b>87%</b>	<b>64%</b>	<b>84%</b>	<b>61%</b>
Native American		31%		35%
Black		34%		31%
Hispanic	<b>77%</b>	45%	<b>81%</b>	41%
Asian/Pacific Islander	<b>88%</b>	65%	<b>84%</b>	68%
White	<b>92%</b>	79%	<b>90%</b>	74%
Multiracial	<b>81%</b>	68%	<b>69%</b>	65%
Free/Reduced Lunch	<b>59%</b>	41%	<b>56%</b>	39%
Eng. Lang. Learners		21%		26%
Special Education	<b>86%</b>	45%	<b>76%</b>	41%
Gifted	<b>100%</b>	94%	<b>100%</b>	94%



# John Hay Elementary

Tami Beach, Principal

## School Plan & Budget for the 2015–16 School Year

### School Mission Statement

Train our children to care for others Engage learners through effective and innovative teaching Actively engage and educate our families Collaborate with others to improve effectiveness, and Hold our students, teachers and families accountable

### School Goals

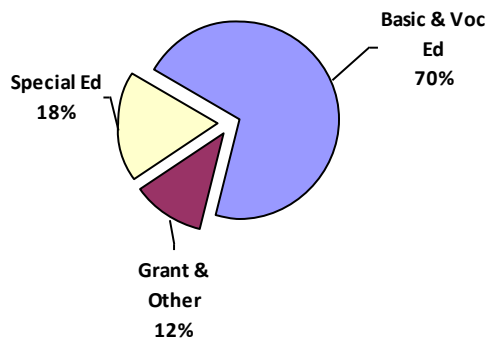
Goals 95% of 3rd-5th grade students will meet or exceed standard on the Smarter Balanced Reading Assessment. 90% of 3rd-5th grade students will meet or exceed standard on the Smarter Balanced Math Assessment. 95% of all 5th grade students will meet or exceed standard on the Science assessment. 70% of 1st and 2nd grade students will make typical growth on the Measure of Academic Progress (MAP) assessment.

### School Description & Plan to Achieve Goals

In all Subject Areas: Communication and reinforcement of the standards-based, expected learning outcomes of each learning activity will be provided to students in written and verbal form. All curriculum aligned and taught to Common Core Standards. Implementation of MTSS (Multi Tiered System of Support) to provide academic intervention for high and low achieving students in reading, writing and math. Targeted Professional Development for teachers around the CCSS. Language Arts:Early identification of struggling and advanced readers through assessment. Reduced class size at each grade level. Balanced Literacy Approach, supported by a workshop model for reading instruction. Math: reduced class size for struggling mathematicians. Use of technology to provide strategic and monitored use of parallel and extension programs (IXL) Social Learning:John Hay PRIDE values: Patient, Respectful, Inclusive, Determined, and Engaged. Students are supported by this instruction as well as recognition for adhering to these values. Social emotional literacy is also being taught through RULER-Recognizing, Understanding, Labeling, Expressing, Regulating their emotions.

### Annual Budget Report

#### 2015–16 School Funding by Category



All financial data are from the 2015–16 recommended budget.

Total  
2015–16  
School  
**\$3,624,432**  
Projected  
2015–16  
Student  
Enrollment:  
**505**  
Per-Student  
Funding:  
**\$7,177**

### Invitation to Participate

One of the goals of having School Reports is to support families as critical partners with us in a student s academic success. To get involved, please share this with your friends and neighbors, visit the school, or consider talking to the teacher or principal about joining the school's Building Leadership Team or Parent Teacher Student Association to shape your school's improvement plan.

### District Mission Statement

Seattle Public Schools is committed to ensuring equitable access, closing the opportunity gaps and excellence in education for every student.