



# Greenwood Elementary

Walter Trotter, Principal

## School Report for 2014–15 School Year

[greenwoodes.seattleschools.org](http://greenwoodes.seattleschools.org)

### 2014–15 School Year

# Students: 369

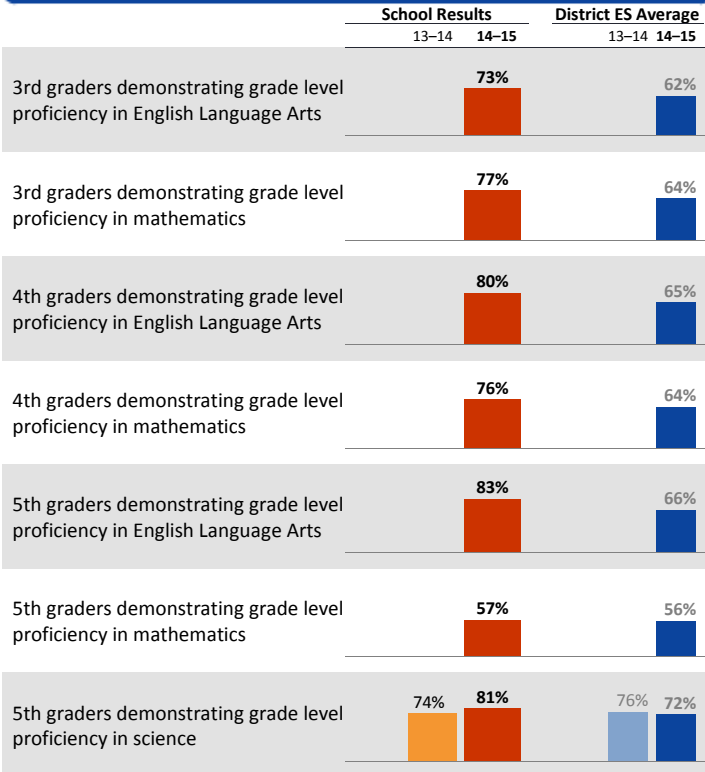
# Teachers: 20

Students per teacher: 20

Average daily attendance: 96.2%

Student mobility: 8%

### Student Achievement \*



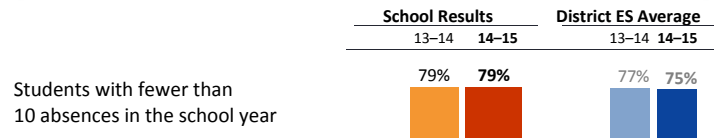
\* Students who did not participate in state testing are counted as not demonstrating proficiency.

For more details, see "Student Achievement" section of the [Glossary](#)

### Year-to-Year Growth: Following the Same Students

Year-to-Year Growth data are not included this year due to the transition to Smarter Balanced Assessments in 2014-15.

### Attendance



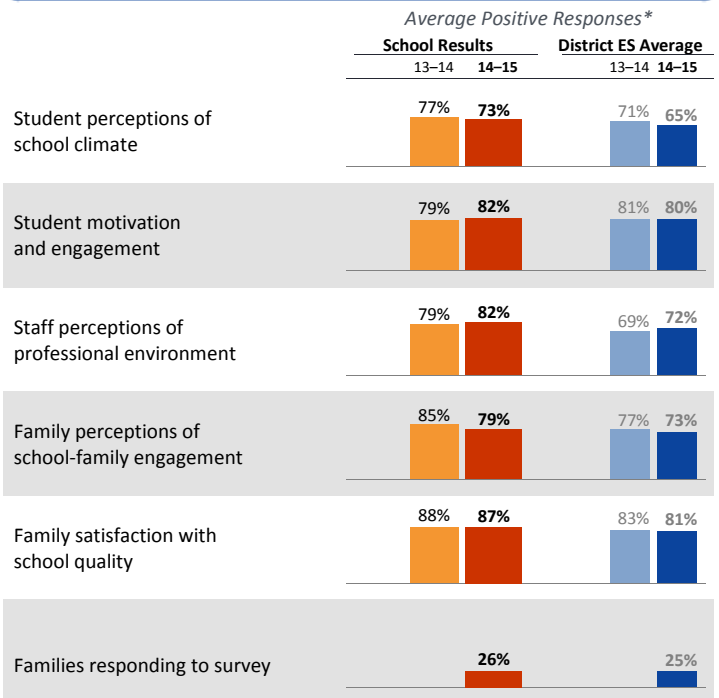
### Accountability and School Performance

Seattle Public Schools Segmentation Level: n/a

Met Adequate Yearly Progress (AYP) Proficiency Goal for ELA: **No**

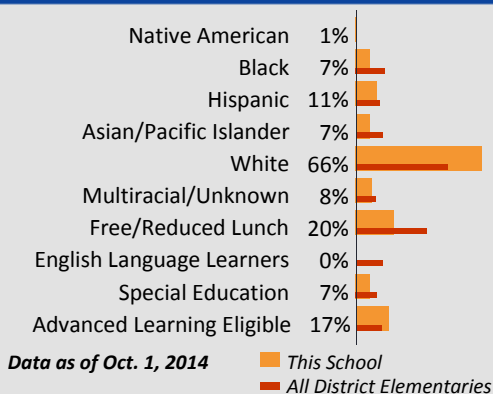
Met Adequate Yearly Progress (AYP) Proficiency Goal for Math: **No**

### Student, Family, and Staff School Climate Survey



Results for each survey category equal the average positive responses for a subset of questions. See results here: [tiny.cc/seattlesurveys](http://tiny.cc/seattlesurveys)

### Student Demographics



### Student Proficiency on State Tests

Spring 2015 School average compared to District elementary school average

	English Language Arts		Mathematics	
	School	District Avg	School	District Avg
<b>All Students</b>	<b>79%</b>	<b>64%</b>	<b>68%</b>	<b>61%</b>
Native American		31%		35%
Black	75%	34%	33%	31%
Hispanic	79%	45%	63%	41%
Asian/Pacific Islander	81%	65%	75%	68%
White	82%	79%	75%	74%
Multiracial	71%	68%	59%	65%
Free/Reduced Lunch	68%	41%	40%	39%
Eng. Lang. Learners		21%		26%
Special Education	40%	45%	50%	41%
Gifted		94%		94%



# Greenwood Elementary

Walter Trotter, Principal

## School Plan & Budget for the 2015–16 School Year

### School Mission Statement

We respect and celebrate the diversity and uniqueness of our students and families. Greenwood is committed to providing quality education for students in a collaborative environment that involves the entire school community. We will support the intellectual, social and emotional development of each child through discovery, rigorous academics, collaboration, health & fitness and the arts. We will foster respect of self, others and the environment.

### School Goals

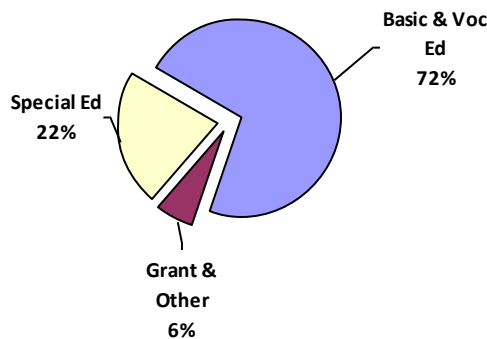
One of our goals is that students in grades 3, 4 and 5 meet or exceed district and state achievement in reading and math. Therefore, we strive to provide students in grades K-2 with the foundational skills to be successful at the intermediate level and beyond. K-5 curriculum alignment in conjunction with the Common Core Standards (CCSS), is a key focus of our staff. MAP results have generally proven to be an accurate measure of student growth and an indicator of future success on state standardized assessments. Therefore, one of our goals is to supersede national standards in the percentage of students meeting typical growth targets in reading and math.

### School Description & Plan to Achieve Goals

When reviewing summative and formative data, it appears that our effort to provide supplemental activities, workshop strategies and additional classroom support, enhanced students progress in math and reading. An ongoing challenge has been to close the achievement gap for students facing socio-economic issues and those that have special needs. However, we have made progress in this area. It is worth noting that Greenwood received the state School of Distinction award in 2012, 2013 and 2014 for being in the top 5% of Washington schools for making significant progress in reading and math. Over the past several years we have increased the overall achievement of students facing socio-economic challenges as well as students with special needs. Reading and math readiness, readers, writer's and math workshop strategies have positively impacted student learning. Resource allocation for additional classroom support and schoolwide academic events, such as school wide writing and science celebrations, will complement and better facilitate students' overall academic achievement.

### Annual Budget Report

#### 2015–16 School Funding by Category



All financial data are from the 2015–16 recommended budget.

Total  
2015–16  
School  
**\$2,646,652**

Projected  
2015–16  
Student  
Enrollment:  
**349**

Per-Student  
Funding:  
**\$7,584**

### Invitation to Participate

One of the goals of having School Reports is to support families as critical partners with us in a student's academic success. To get involved, please share this with your friends and neighbors, visit the school, or consider talking to the teacher or principal about joining the school's Building Leadership Team or Parent Teacher Student Association to shape your school's improvement plan.

### District Mission Statement

Seattle Public Schools is committed to ensuring equitable access, closing the opportunity gaps and excellence in education for every student.