



Daniel Bagley Elementary

Erika Ayer, Principal

School Report for 2014–15 School Year

bagleyes.seattleschools.org

2014–15 School Year

Students: 427

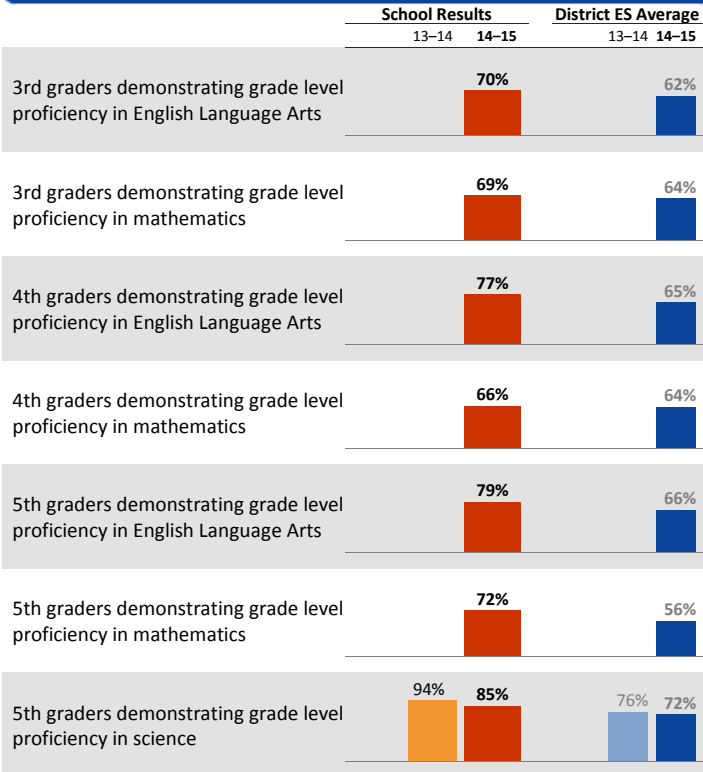
Teachers: 26

Students per teacher: 16

Average daily attendance: 95.8%

Student mobility: 6%

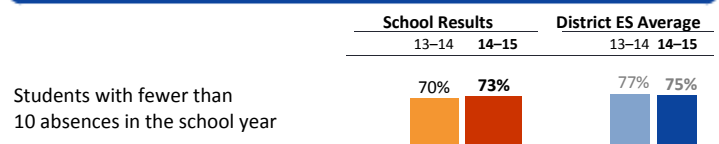
Student Achievement *



* Students who did not participate in state testing are counted as not demonstrating proficiency.

For more details, see "Student Achievement" section of the [Glossary](#)

Attendance



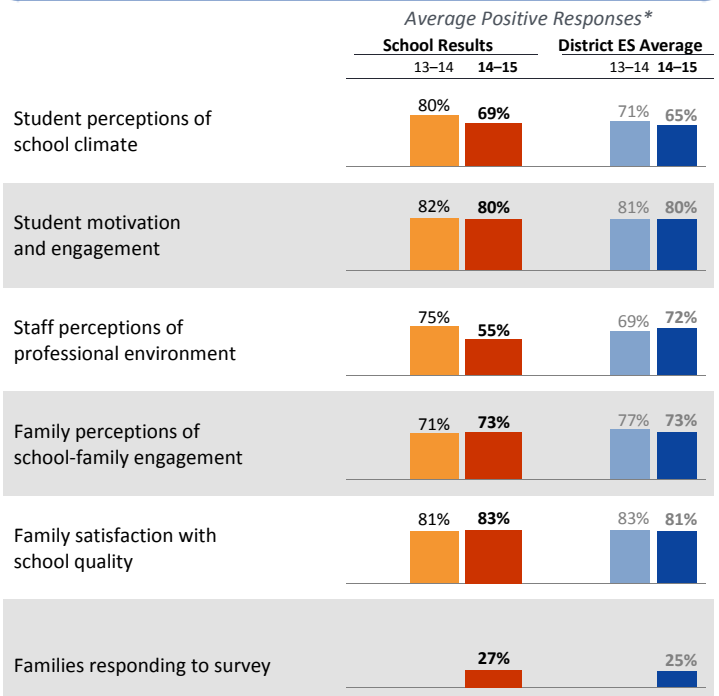
Accountability and School Performance

Seattle Public Schools Segmentation Level: n/a

Met Adequate Yearly Progress (AYP) Proficiency Goal for ELA: **No**

Met Adequate Yearly Progress (AYP) Proficiency Goal for Math: **No**

Student, Family, and Staff School Climate Survey

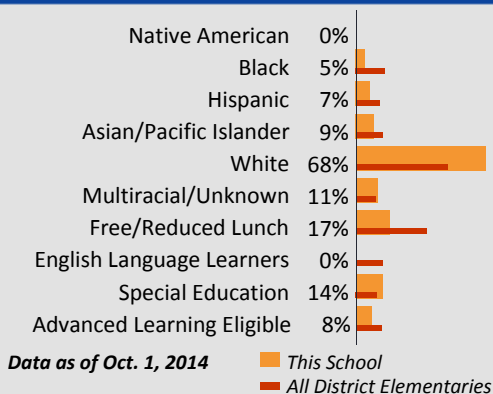


Results for each survey category equal the average positive responses for a subset of questions. See results here: tiny.cc/seattlesurveys

Year-to-Year Growth: Following the Same Students

Year-to-Year Growth data are not included this year due to the transition to Smarter Balanced Assessments in 2014-15.

Student Demographics



Student Proficiency on State Tests

Spring 2015 School average compared to District elementary school average

	English Language Arts		Mathematics	
	School	District Avg	School	District Avg
All Students	76%	64%	69%	61%
Native American		31%		35%
Black	50%	34%	60%	31%
Hispanic	65%	45%	59%	41%
Asian/Pacific Islander	65%	65%	65%	68%
White	79%	79%	75%	74%
Multiracial	84%	68%	47%	65%
Free/Reduced Lunch	54%	41%	49%	39%
Eng. Lang. Learners		21%		26%
Special Education	64%	45%	47%	41%
Gifted		94%		94%



Daniel Bagley Elementary

Erika Ayer, Principal

School Plan & Budget for the 2015–16 School Year

School Mission Statement

We are an inclusive learning community that empowers students to be their best by providing quality whole-child education in a safe and supportive learning environment.

School Goals

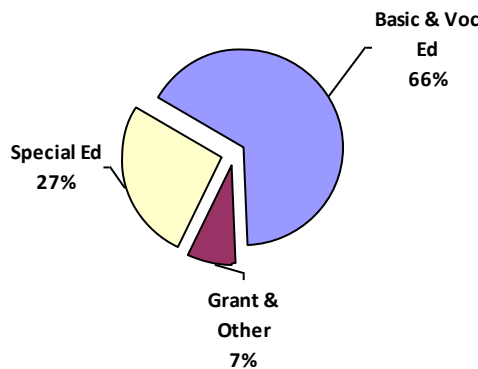
For 3rd grade students we will increase the % of students with IEPs who are proficient on the state math test from 40% to 60% For 4th grade students we will increase the % of students with IEPs who are proficient on the state math test from 42.8% to 50% and from 76.7% to 80% for reading. For 5th grade students we will increase the % of students proficient on the state math test from 72.2% to 76.4% and from 77.7% to 83.6% in reading.

School Description & Plan to Achieve Goals

ELA: Strategies include: Invest In Youth tutoring, Balanced literacy in conjunction with the Montessori Language Curriculum is taught grades K-5 by all teachers; Teachers will use mini lesson approach and provide time for conferring. Meet in grade level bands to develop curriculum map and strategies for teaching GLE's to students. Specially Designed Instruction in the area of reading for students receiving IEP services; Leveled systems of intervention with a certificated teacher, progress monitoring(MTSS). MATH: Strategies include: PLC work on analyzing lessons, student mathematics performance on unit test/quarter exams, exit tickets, formative assessments, and student work; Classroom lessons are differentiated to meet individual needs of students. Invest in Youth Tutoring for students needing mathematics support. IEP case managers work with general education teachers to collaboratively plan instruction and appropriate interventions to improve student learning. Teachers will team teach mathematics instruction; Leveled systems of intervention with a certificated teacher, progress monitoring(MTSS).

Annual Budget Report

2015–16 School Funding by Category



All financial data are from the 2015–16 recommended budget.

Total
2015–16
School
\$3,199,946

Projected
2015–16
Student
Enrollment:
415

Per-Student
Funding:
\$7,711

Invitation to Participate

One of the goals of having School Reports is to support families as critical partners with us in a student's academic success. To get involved, please share this with your friends and neighbors, visit the school, or consider talking to the teacher or principal about joining the school's Building Leadership Team or Parent Teacher Student Association to shape your school's improvement plan.

District Mission Statement

Seattle Public Schools is committed to ensuring equitable access, closing the opportunity gaps and excellence in education for every student.