



Viewlands Elementary

Michelle Ota, Principal


School Report for 2013–14 School Year

viewlandses.seattleschools.org


2013–14 School Year

Students: 332
 # Teachers: 28 # Other Staff: 24
 Students per classroom teacher: 14
 Average daily attendance: 94.9%
 Student mobility: 43%

Student Achievement



Attendance



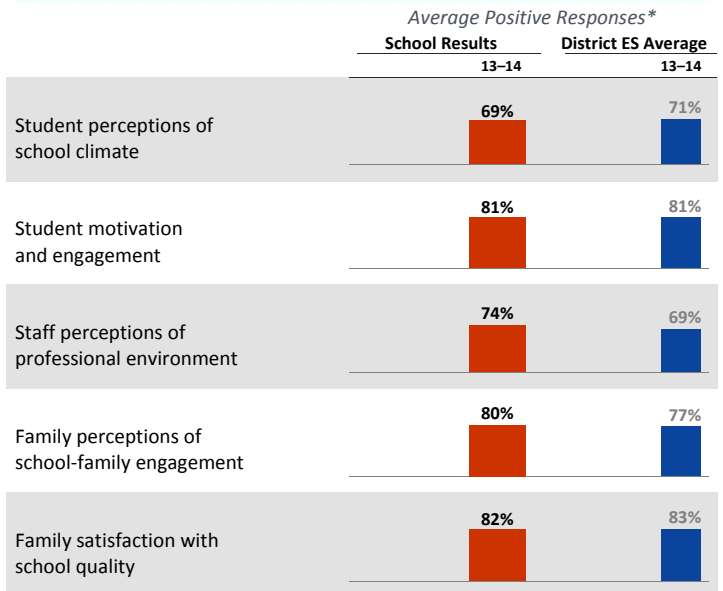
Accountability and School Performance

Seattle Public Schools Segmentation Level: **3**

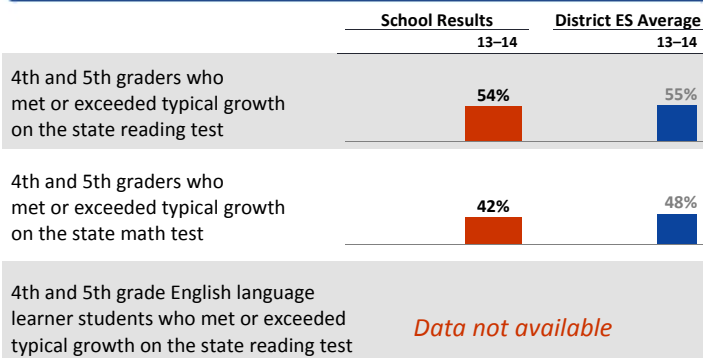
Met Adequate Yearly Progress (AYP) Proficiency Goal for Reading: **No**

Met Adequate Yearly Progress (AYP) Proficiency Goal for Math: **No**

Student, Family, and Staff School Climate Survey




Year-to-Year Growth: Following the Same Students



*Reported results for each survey category equal the average positive responses for a subset of questions.

This measure shows how much growth students have achieved compared to similar students across the state in the same grade level.

Student Demographics



Data as of Oct. 1, 2013

This School
 All District Elementaries

Student Proficiency on State Tests

Spring 2014 School average compared to District elementary school average

	Reading		Mathematics	
	School	District Avg	School	District Avg
Native American		52%		48%
Black	42%	52%	33%	42%
Hispanic	43%	59%	39%	52%
Asian/Pacific Islander		76%		76%
White	79%	89%	58%	84%
Multiracial		81%		73%
Free/Reduced Lunch	52%	57%	41%	51%
Eng. Lang. Learners	38%	55%	31%	54%
Special Education	45%	55%	27%	46%
Gifted		98%		99%



Viewlands Elementary

Michelle Ota, Principal

School Plan & Budget for the 2014–15 School Year

School Mission Statement

As a growing neighborhood school, Viewlands Elementary School is a place that: 1) actively embraces all cultures and strives to build relationships where all students and families are known; 2) that addresses social, emotional, physical and intellectual needs so that students feel safe and inspired to challenge themselves; 3) where children are given an educational foundation and opportunity to strive for academic and creative

School Goals

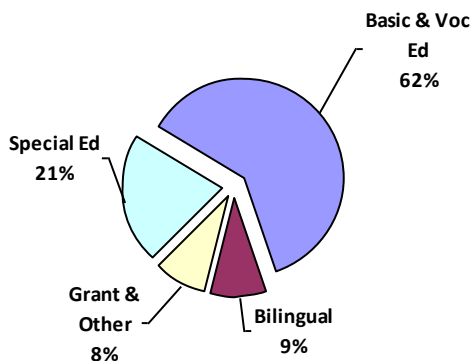
Our school goals are aligned with our CSIP with a focus around math and literacy. As a new, growing and neighborhood school we are establishing baseline data in order to serve our students in the best way possible. We are aiming for our kindergarten students to be reading at grade level at the end of the school year. We will increase the % of students proficient on the state Reading MSP test from 68% to 78% for 3rd grade. We will increase 4th grade writing from 33% to 43% and Math from 28% to 35%.

School Description & Plan to Achieve Goals

Viewlands has a strong commitment to literacy, and we utilize the Reader's and Writer's workshop model in all classrooms. Teachers will implement Readers/Writers Workshop and receive professional development for new staff on Readers/Writers. Staff will differentiate instruction by using small group instruction and targeted interventions to help students who are struggling as well as to extend learning for students who are at or above standard. Viewlands has a strong commitment to mathematics. We use Everyday Mathematics and utilize DreamBox to track student progress. Teachers will use EDM assessments throughout the semester and use the MAP test to indicate whether or not a student is meeting or exceeding expected growth. Teachers will improve math instruction by focusing on using clear teaching points, student engagement strategies, math talks and small group work. Teachers will also identify struggling students through data meetings and develop plans/interventions to support student learning. Viewlands is developing an integrated environmental science focus for the school. We have a partnership with Carkeek Park to help our Science program be more experiential for our students. Viewlands will be integrating the arts into every curriculum area through our partnership with Arts Ed to help bring the Arts into our program.

Annual Budget Report

2014–15 School Funding by Category



All financial data are from the 2014–15 recommended budget.

Total
2014–15
School
\$3,199,288

Projected
2014–15
Student
Enrollment:
318

Per-Student
Funding:
\$10,061

Invitation to Participate

One of the goals of having School Reports is to support families as critical partners with us in a student's academic success. To get involved, please share this with your friends and neighbors, visit the school, or consider talking to the teacher or principal about joining the school's Building Leadership Team or Parent Teacher Student Association to shape your school's improvement plan.

District Mission Statement

Seattle Public Schools is committed to ensuring equitable access, closing the opportunity gaps and excellence in education for every student.

For additional data including teacher quality, NAEP and AMO results, please visit reportcard.ospi.k12.wa.us