



View Ridge Elementary

Terri Skjei, Principal

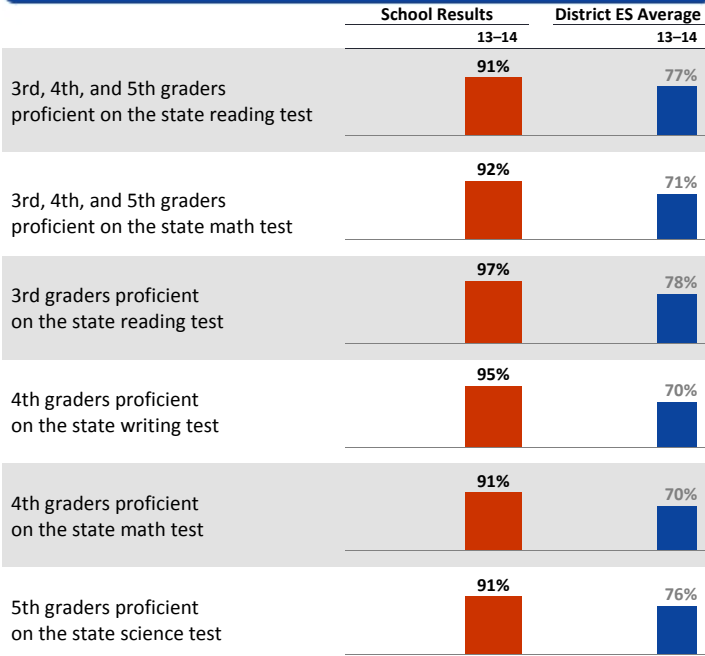
School Report for 2013–14 School Year

viewridgees.seattleschools.org


2013–14 School Year

Students: 600
 # Teachers: 35 # Other Staff: 10
 Students per classroom teacher: 18
 Average daily attendance: 96.6%
 Student mobility: 6%

Student Achievement



Attendance



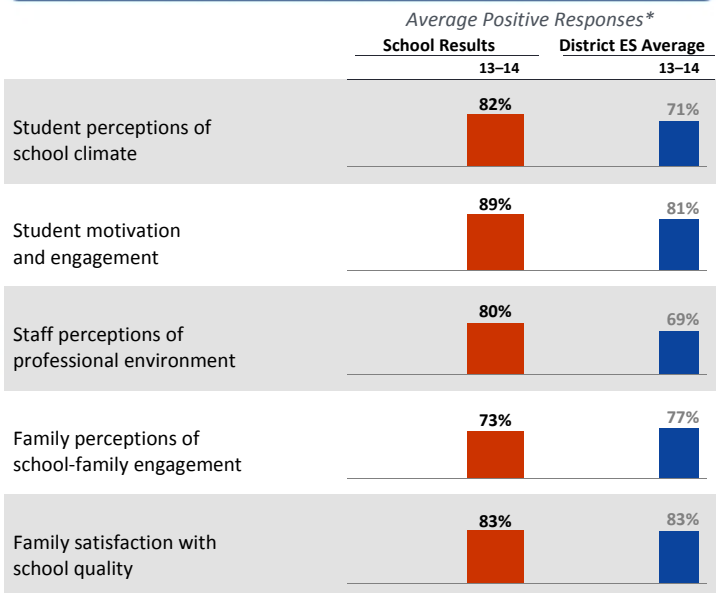
Accountability and School Performance

Seattle Public Schools Segmentation Level: 4

Met Adequate Yearly Progress (AYP) Proficiency Goal for Reading: **No**

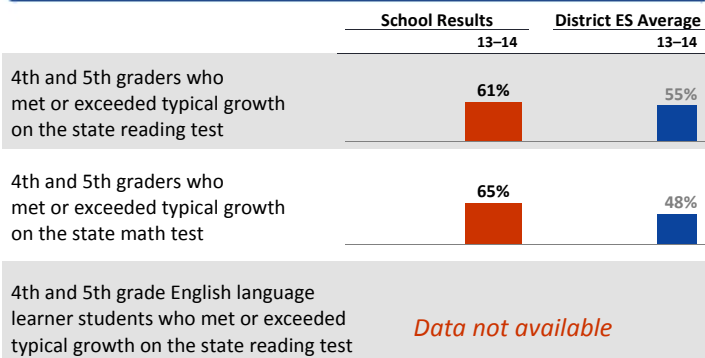
Met Adequate Yearly Progress (AYP) Proficiency Goal for Math: **No**

Student, Family, and Staff School Climate Survey



Average Positive Responses*


Year-to-Year Growth: Following the Same Students



*Reported results for each survey category equal the average positive responses for a subset of questions.

This measure shows how much growth students have achieved compared to similar students across the state in the same grade level.

Student Demographics



Data as of Oct. 1, 2013

■ This School
■ All District Elementaries

Student Proficiency on State Tests

Spring 2014 School average compared to District elementary school average

	Reading		Mathematics	
	School	District Avg	School	District Avg
Native American		52%		48%
Black		52%		42%
Hispanic	77%	59%	77%	52%
Asian/Pacific Islander	92%	76%	97%	76%
White	94%	89%	93%	84%
Multiracial	83%	81%	88%	73%
Free/Reduced Lunch	60%	57%	65%	51%
Eng. Lang. Learners		55%		54%
Special Education	55%	55%	52%	46%
Gifted	99%	98%	99%	99%



View Ridge Elementary

Terri Skjei, Principal

School Plan & Budget for the 2014–15 School Year

School Mission Statement

The purpose of View Ridge Elementary School is to provide a challenging curriculum with emphasis on the basic academic skills and the arts, that meets the needs of all students. Through collaboration and continued parental/community involvement, students of all ethnicities will demonstrate confidence and a strong positive mental attitude.

School Goals

We will use classroom based assessments and the Smarter Balanced Assessment Consortium (SBAC) data to guide our instruction. In the past, we were able to set academic targets using consistent assessment tools and metrics for measurement of improvement. This year as we transition to the SBAC, a new baseline will be established and new academic targets will be set. Traditionally, we have performed above state standards and intend to maintain this academic trend. We are aiming for high academic targets and will adjust school-wide academic goals after implementing the SBAC assessment, analyzing the data and adjusting goals to match consistent assessment tools and metrics.

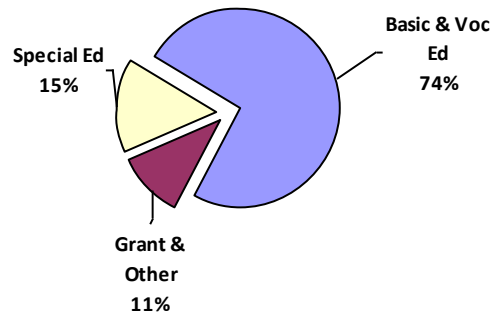
School Description & Plan to Achieve Goals

View Ridge resides in a lovely neighborhood and is known for housing a variety of programs and services. We are known as the View Ridge Otters. Our school population continues to increase and we continue to address best ways to serve all students. We have a strong and active parent population that works together to support students, staff and families. One of our highlights is a commitment to the arts as celebrated through our Family Arts Nights encompassing a variety of venues featuring art, music, movement, technology and featured artists. Our librarian coordinates visiting authors and our intermediate grades participate in the Writers in the Schools program, working closely with a resident poet. Our PTA sponsors numerous community events and makes significant contributions to the school and staff.

In reading and math, our staff regularly assesses students and uses data to inform instruction. Staff have been trained in Readers and Writers workshop and participate in a variety of professional development opportunities. We are implementing the Positive Discipline model, addressing school climate. We have a school intervention team that closely monitors student progress and provides additional support. We are proud of a high level of sustained academic achievement. The View Ridge staff is highly collaborative and works hard to meet the needs of students.

Annual Budget Report

2014–15 School Funding by Category



All financial data are from the 2014–15 recommended budget.

Total
2014–15
School
\$3,829,099

Projected
2014–15
Student
Enrollment:
585

Per-Student
Funding:
\$6,545

Invitation to Participate

One of the goals of having School Reports is to support families as critical partners with us in a student's academic success. To get involved, please share this with your friends and neighbors, visit the school, or consider talking to the teacher or principal about joining the school's Building Leadership Team or Parent Teacher Student Association to shape your school's improvement plan.

District Mission Statement

Seattle Public Schools is committed to ensuring equitable access, closing the opportunity gaps and excellence in education for every student.

For additional data including teacher quality, NAEP and AMO results, please visit reportcard.ospi.k12.wa.us