



Sand Point Elementary

Dan Warren, *Principal*

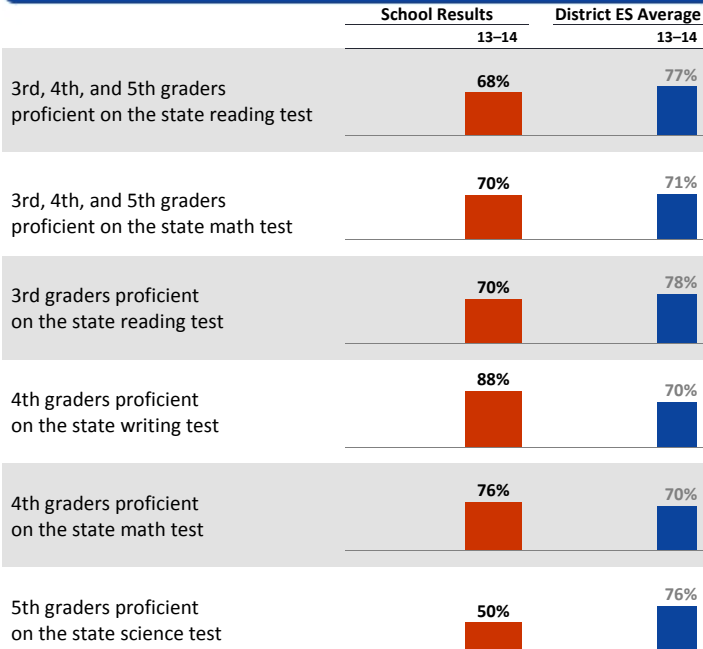
School Report for 2013–14 School Year

sandpointes.seattleschools.org


2013–14 School Year

Students: 270
 # Teachers: 23 # Other Staff: 10
 Students per classroom teacher: 15
 Average daily attendance: 95.5%
 Student mobility: 13%

Student Achievement



Attendance



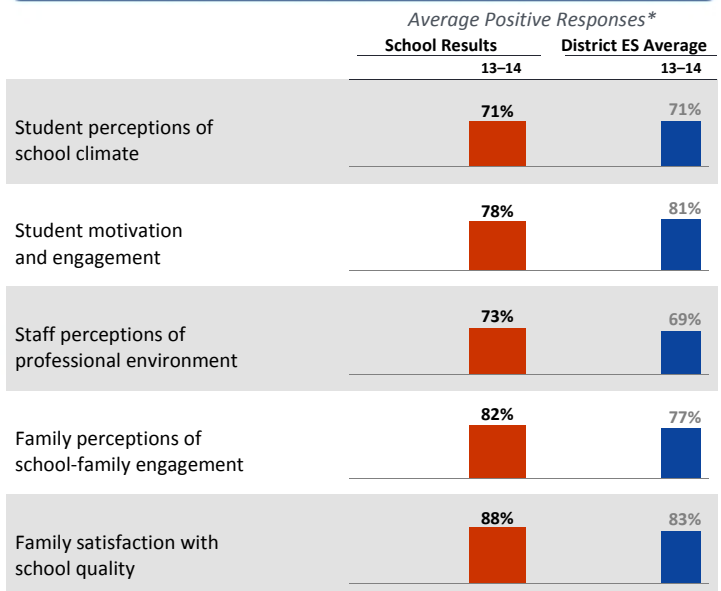
Accountability and School Performance

Seattle Public Schools Segmentation Level: **3**

Met Adequate Yearly Progress (AYP) Proficiency Goal for Reading: **Yes**

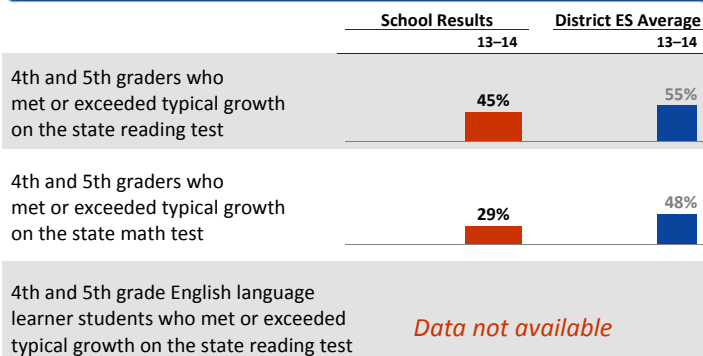
Met Adequate Yearly Progress (AYP) Proficiency Goal for Math: **Yes**

Student, Family, and Staff School Climate Survey



Average Positive Responses*


Year-to-Year Growth: Following the Same Students



*Reported results for each survey category equal the average positive responses for a subset of questions.

This measure shows how much growth students have achieved compared to similar students across the state in the same grade level.

Student Demographics



Data as of Oct. 1, 2013

This School
 All District Elementaries

Student Proficiency on State Tests

Spring 2014 School average compared to District elementary school average

	Reading		Mathematics	
	School	District Avg	School	District Avg
Native American		52%		48%
Black	58%	52%	50%	42%
Hispanic	50%	59%	60%	52%
Asian/Pacific Islander	75%	76%	94%	76%
White	80%	89%	76%	84%
Multiracial	90%	81%	80%	73%
Free/Reduced Lunch	55%	57%	52%	51%
Eng. Lang. Learners	50%	55%	69%	54%
Special Education	36%	55%	36%	46%
Gifted		98%		99%



Sand Point Elementary

Dan Warren, *Principal*

School Plan & Budget for the 2014–15 School Year

School Mission Statement

Students at Sand Point Elementary will flourish academically, attaining high levels of achievement, using State and District standards as evidence. Students will exit our school, responsible, responsive to our community, curious and confident about their future, and joyful about life’s opportunities and challenges.

School Goals

Reading: 1) We will increase the percentage of our current 4th Graders meeting or exceeding standard on the 2013 Reading MSP from 88% to 90%. This includes 2 students moving from level 2 to level 3. 2) We will increase the percentage of our current 5th Graders meeting or exceeding standard on the 2013 Reading MSP from 64% to 70%. This includes 5 students moving from level 2 to level 3.

Math: 1) We will increase the percentage of our current 4th Graders meeting or exceeding standard on the 2013 Math MSP from 84.6% to 88%. This includes 2 students moving from level 2 to level 3. 2) We will increase the percentage of our current 5th Graders meeting or exceeding standard on the 2013 Math MSP from 48.1%

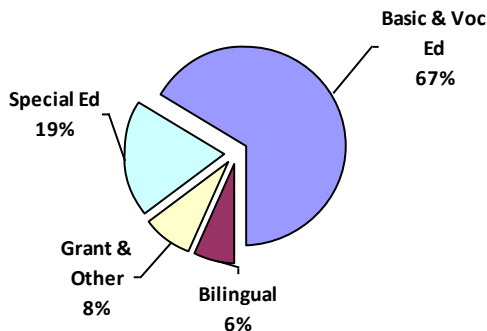
School Description & Plan to Achieve Goals

READING: Full implementation of TC's Writers Workshop K-5. Full implementation of Words Their Way K-5, specifically targeting the word work portion of balanced literacy. Identified students will receive additional reading tutoring/support during a time other than the morning reading block. For the 2013-2014 school year we are merging the areas of technology and reading in an effort to create high levels of literacy. Through use of a variety of reading websites as well as projects designed to increase technological awareness students will read to, record their own reading, explore word play, and create projects which focus on reading and research skills. 2nd-5th Grade students will work on keyboarding skills as well, while K-1 students will become familiar with computer vocabulary and the basics of working on a PC. This class will serve as one of two PCP classes, where students K-5 will attend 2-3 times weekly.

MATH: Students K-5 will demonstrate application of on standard core strand, problem solving, computation and communication of understanding skills for each grade level. Staff K-5 will plan and implement math instruction/ assessment in accordance to CCSS and WA State standards. Regular analysis of student work, instructional practice, and assessment data for the purpose of impacting and directing mathematical instruction. School-wide math problem promoting reasoning and communication of mathematical thinking. Students will use the 5 Step Problem Solving Process.” As part of our ALO Plan, Advanced Learners (as identified through district testing or teacher/staff) will “walk” to math class one grade above grade level.

Annual Budget Report

2014–15 School Funding by Category



All financial data are from the 2014–15 recommended budget.

Total
2014–15
School
\$2,391,950

Projected
2014–15
Student
Enrollment:
259

Per-Student
Funding:
\$9,235

Invitation to Participate

Sand Point Elementary appreciates and fosters strong parent involvement at the school and at home. We also understand the importance of forming solid partnerships with the community. These connections allow the Sand Point staff, families, and the community to collaborate on promoting high achievement for every Sand Point student.

District Mission Statement

Seattle Public Schools is committed to ensuring equitable access, closing the opportunity gaps and excellence in education for every student.

For additional data including teacher quality, NAEP and AMO results, please visit reportcard.ospi.k12.wa.us