



Rainier Beach High School

Dwane Chappelle, Principal

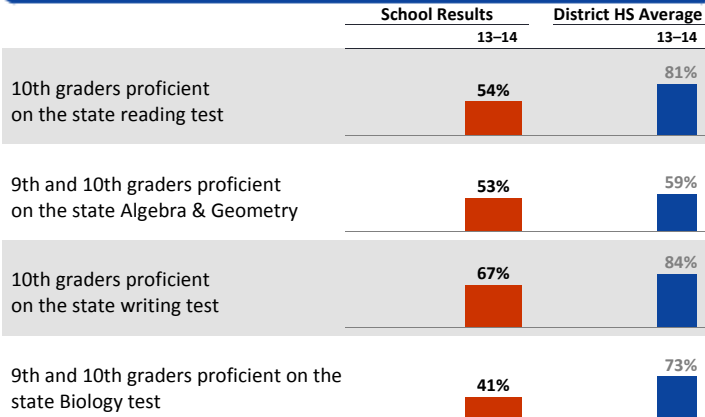
School Report for 2013–14 School Year

rainierbeachhs.seattleschools.org

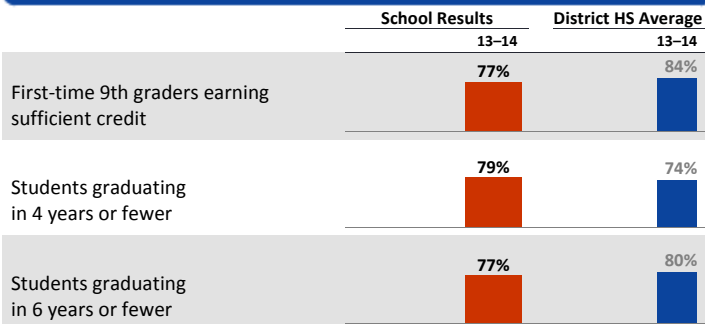
2013–14 School Year

Students: 481
 # Teachers: 49 # Other Staff: 35
 Students per classroom teacher: 17
 Average daily attendance: 84.5%
 Student mobility: 34%

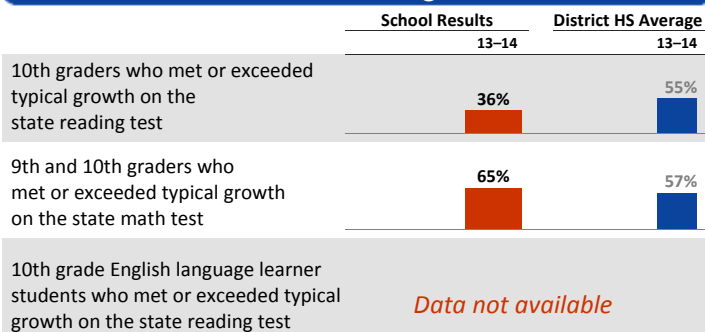
Student Achievement



On-Track for Graduation




Year-to-Year Growth: Following the Same Students



This measure shows how much growth students have achieved compared to similar students across the state in the same grade level.


Student Demographics




Data as of Oct. 1, 2013

■ This School
■ All District High Schools

College & Career Ready



Attendance



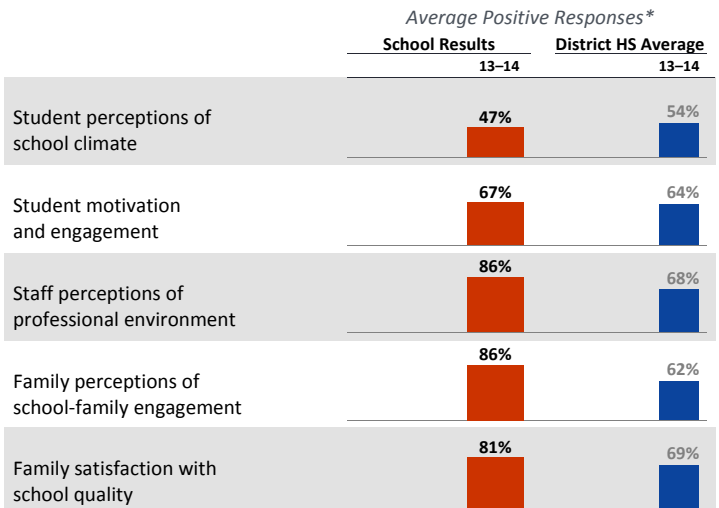
Accountability and School Performance

Seattle Public Schools Segmentation Level: 2

Met Adequate Yearly Progress (AYP) Proficiency Goal for Reading: **No**

Met Adequate Yearly Progress (AYP) Proficiency Goal for Math: **No**

Student, Family, and Staff School Climate Survey



*Reported results for each survey category equal the average positive responses for a subset of questions.

Student Proficiency on State Tests

Spring 2014 School average compared to District high school average

	Reading		Mathematics	
	School	District Avg	School	District Avg
Native American		68%		43%
Black	55%	61%	47%	41%
Hispanic	55%	68%	52%	52%
Asian/Pacific Islander	61%	83%	72%	73%
White		90%		71%
Multiracial		82%		66%
Free/Reduced Lunch	51%	65%	50%	50%
Eng. Lang. Learners	60%	65%	66%	58%
Special Education	38%	52%	10%	37%
Gifted		98%		



Rainier Beach High School

Dwane Chappelle, Principal

School Plan & Budget for the 2014–15 School Year

School Mission Statement

To empower our students to become lifelong learners through the support of family, staff and community, and to excel academically and creatively in a multicultural world!

School Goals

75.7% of 9th and 10th grade students taking the end of course assessments for the first time in Algebra or Geometry will pass the assessment . This reflects an increase from 35.7% in 2011/12. Reading HSPE scores will increase from 70.2% in 2012/13 to 80.2% in 2013/14 for first time test takers.

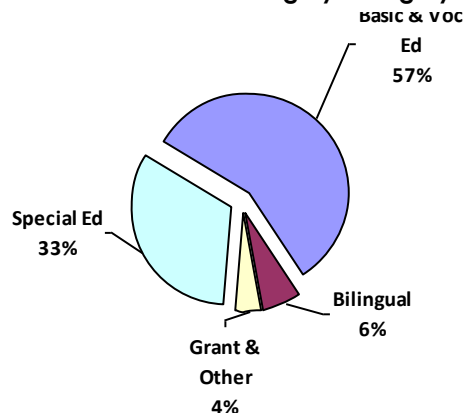
School Description & Plan to Achieve Goals

Reading: Teachers will use Reading Apprenticeship strategies that include building a toolkit of reading strategies to employ before, during, and after reading to increase access to prior knowledge and enhance comprehension of complex texts. Teachers will teach reading across the curriculum and align their curriculum maps with the Common Core State Standards adopted by Washington State in Language Arts, Social Studies, Science and Technical Subjects. Teachers will work with literacy coaches from the Office of the Superintendent of Public Instruction to improve the level of academic engagement of students in all classes. Students reading below grade level will access Read 180 and System 44 curriculum in addition to their Language Arts class to bring them to grade level. Students who are taking the state HSPE for the first time, and reading close to grade level will access additional support in Saturday academies, where they will be taught targeted reading strategies by experienced, certificated teachers. Teachers will give benchmark assessments to gage the success of their instruction and to plan next steps.

Math: Teachers will use Seattle Schools curricula to provide contextualize, hands-on instruction in mathematics at grade level. Math coaches from the Office of the Superintendent of Public Instruction will also provide coaching to increase teacher effectiveness in using intentional pedagogy. Students currently performing below grade level will access support classes in addition to their regular math class. Students who are taking EOCs for the first time and performing close to grade level will receive additional targeted instruction in Academic Success as well as Saturday academies taught by experienced, certificated teachers. Teachers will adjust curriculum maps to reflect Common Core State Standards and Washington Essential Academic Learning Requirements to begin the transition to new assessments by 2014. Teachers will analyze monthly benchmark assessments to gage the effectiveness of instruction and to plan next steps.

Annual Budget Report

2014–15 School Funding by Category



All financial data are from the 2014–15 recommended budget.

Total
2014–15
School
\$4,961,430
Projected
2014–15
Student
Enrollment:
516
Per-Student
Funding:
\$9,615

Invitation to Participate

One of the goals of having School Reports is to support families as critical partners with us in a student's academic success. To get involved, please share this with your friends and neighbors, visit the school, or consider talking to the teacher or principal about joining the school's Building Leadership Team or Parent Teacher Student Association to shape your school's improvement plan.

District Mission Statement

Seattle Public Schools is committed to ensuring equitable access, closing the opportunity gaps and excellence in education for every student.

For additional data including teacher quality, NAEP and AMO results, please visit reportcard.ospi.k12.wa.us