



Nova High School

Mark Perry, Principal

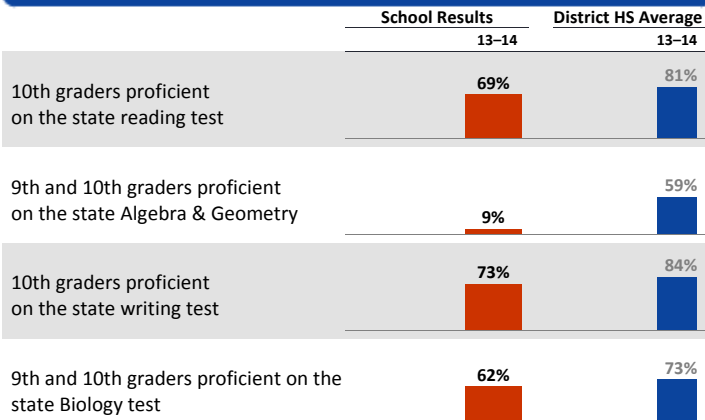
School Report for 2013–14 School Year

novahs.seattleschools.org

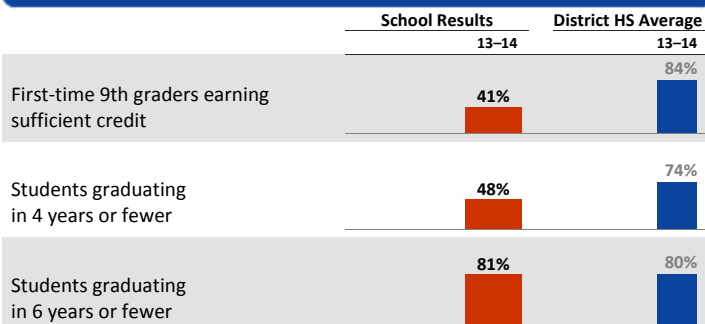
2013–14 School Year

Students: 330
 # Teachers: 20 # Other Staff: 7
 Students per classroom teacher: 17
 Average daily attendance: 99.5%
 Student mobility: 38%

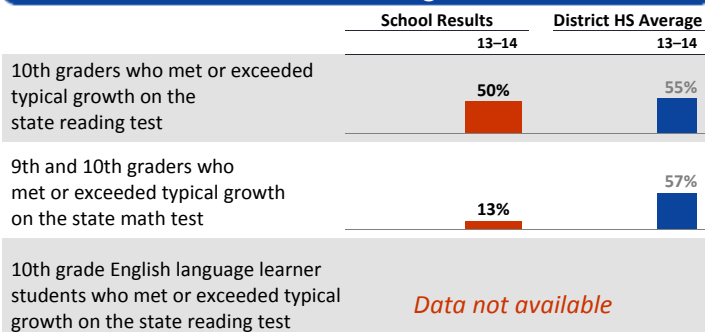
Student Achievement



On-Track for Graduation

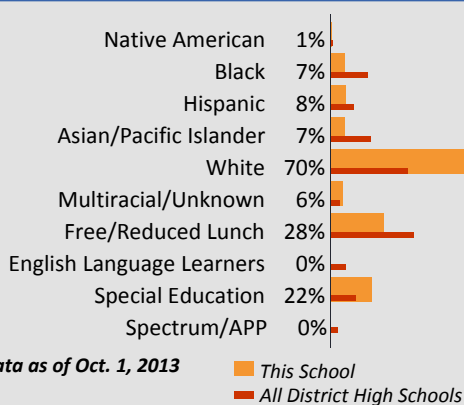


Year-to-Year Growth: Following the Same Students




This measure shows how much growth students have achieved compared to similar students across the state in the same grade level.


Student Demographics



College & Career Ready



Attendance



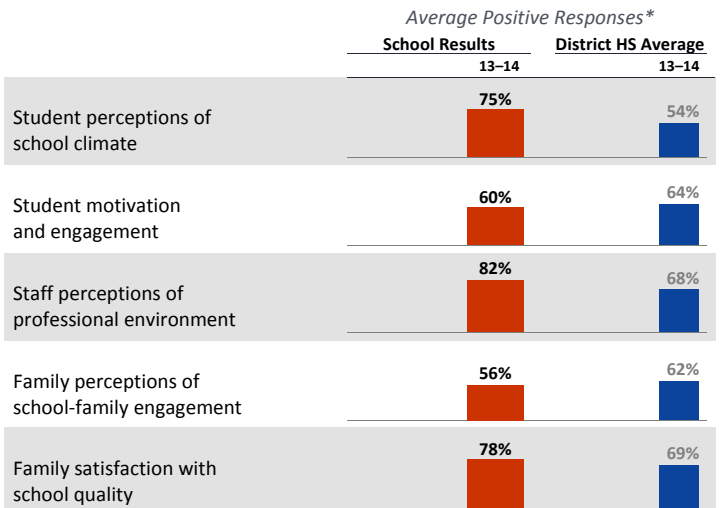
Accountability and School Performance

Seattle Public Schools Segmentation Level: 2

Met Adequate Yearly Progress (AYP) Proficiency Goal for Reading: **No**

Met Adequate Yearly Progress (AYP) Proficiency Goal for Math: **No**

Student, Family, and Staff School Climate Survey



*Reported results for each survey category equal the average positive responses for a subset of questions.

Student Proficiency on State Tests

Spring 2014 School average compared to District high school average

	Reading		Mathematics	
	School	District Avg	School	District Avg
Native American		68%		43%
Black		61%		41%
Hispanic		68%		52%
Asian/Pacific Islander		83%		73%
White	76%	90%	11%	71%
Multiracial		82%		66%
Free/Reduced Lunch	31%	65%	11%	50%
Eng. Lang. Learners		65%		58%
Special Education		52%	0%	37%
Gifted		98%		



Nova High School

Mark Perry, Principal

School Plan & Budget for the 2014–15 School Year

School Mission Statement

Nova is an inquiry-based learning community committed to the success of all students. Our mission is to provide a vigorous, culturally relevant, and student-centered academic program that is accessible to all students. Nova’s teaching and learning approach provides competency, project, inquiry, and problem-based instruction where students apply their learning through performance and portfolio-based assessment. Nova’s

School Goals

For 9th grade students, we will increase the % of students passing the Algebra EOC from 77.1% to 85%.

For all students we will increase the % of non-9th grade students passing the Geometry EOC from 93% to 95%. We will increase the % of 9th grade students earning 5 or more credits from 66% to 80%.

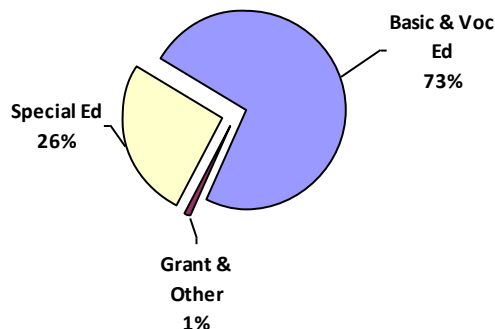
For 9th - 10th grade students receiving Special Education Services we will increase the percentage of students proficient on the reading assessment from 44% to 60% and from 50% to 65% for math.

School Description & Plan to Achieve Goals

READING : Provide inquiry, project and problem-based teaching and learning opportunities at all grade levels. Provide differentiated instruction targeted to all students focusing on supporting students in need of additional assistance. Establish a culture of reading throughout the school. Students will be asked to read at least 5 books per year. Students with IEPs will earn equivalent credit to credit earned by general education students. Open student time will be provided for IEP students by IEP teachers in conjunction with general education teachers. IEP students will be assigned to regular education classes supported by IEP staff and IA's. In addition IEP teachers will set up specific classes for IEP students. Language Arts teachers meet regularly to assess student progress and improve instruction. All students will be pre-assessed to determine math skill levels and to assure correct placement in math classes. Differentiated instruction is targeted to all students with a focus on identifying and supporting students in need of additional assistance. Provide in-class assistance to improve student learning for students who need additional assistance or instruction in class. Students with IEPs will earn equivalent credit to credit earned by general education students. Open student time will be provided for IEP students by IEP teachers in conjunction with general education teachers. IEP students will be assigned to regular education classes supported by IEP staff and IA's. In addition IEP teachers will set up specific classes for IEP students. Provide math tutoring in small groups to support and accelerate learning for students falling 2 or more assignments behind.

Annual Budget Report

2014–15 School Funding by Category



All financial data are from the 2014–15 recommended budget.

Total
2014–15
School
\$2,219,213

Projected
2014–15
Student
Enrollment:
253

Per-Student
Funding:
\$8,772

Invitation to Participate

One of the goals of having School Reports is to support families as critical partners with us in a student's academic success. To get involved, please share this with your friends and neighbors, visit the school, or consider talking to the teacher or principal about joining the school's Building Leadership Team or Parent Teacher Student Association to shape your school's improvement plan.

District Mission Statement

Seattle Public Schools is committed to ensuring equitable access, closing the opportunity gaps and excellence in education for every student.

For additional data including teacher quality, NAEP and AMO results, please visit reportcard.ospi.k12.wa.us