



Northgate Elementary

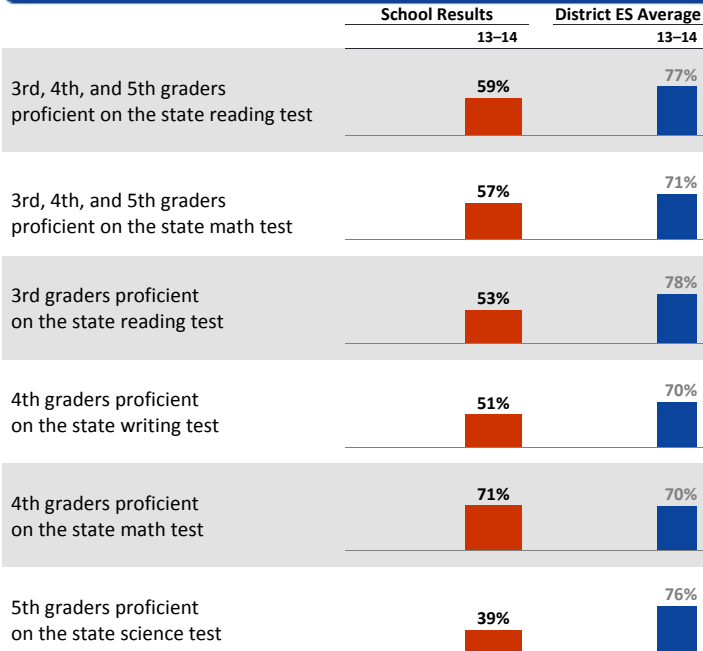
Katrina Pearl, Principal

School Report for 2013–14 School Year
northgatees.seattleschools.org


2013–14 School Year

Students: 249
Teachers: 20 # Other Staff: 17
Students per classroom teacher: 11
Average daily attendance: 96.0%
Student mobility: 25%

Student Achievement



Attendance



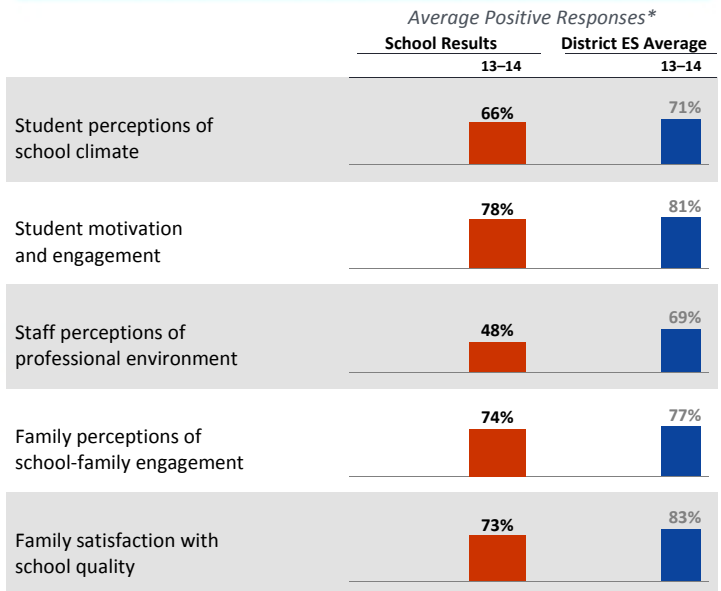
Accountability and School Performance

Seattle Public Schools Segmentation Level: **3**

Met Adequate Yearly Progress (AYP) Proficiency Goal for Reading: **Yes**

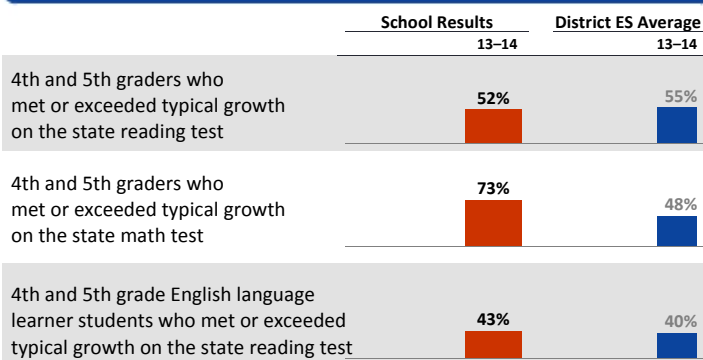
Met Adequate Yearly Progress (AYP) Proficiency Goal for Math: **Yes**

Student, Family, and Staff School Climate Survey



Average Positive Responses*


Year-to-Year Growth: Following the Same Students



This measure shows how much growth students have achieved compared to similar students across the state in the same grade level.

*Reported results for each survey category equal the average positive responses for a subset of questions.

Student Demographics



Data as of Oct. 1, 2013

■ This School
■ All District Elementaries

Student Proficiency on State Tests

Spring 2014 School average compared to District elementary school average

| | Reading | | Mathematics | |
|------------------------|---------|--------------|-------------|--------------|
| | School | District Avg | School | District Avg |
| Native American | | 52% | | 48% |
| Black | 51% | 52% | 41% | 42% |
| Hispanic | 50% | 59% | 55% | 52% |
| Asian/Pacific Islander | 83% | 76% | 77% | 76% |
| White | | 89% | | 84% |
| Multiracial | | 81% | | 73% |
| Free/Reduced Lunch | 56% | 57% | 56% | 51% |
| Eng. Lang. Learners | 57% | 55% | 53% | 54% |
| Special Education | 52% | 55% | 41% | 46% |
| Gifted | | 98% | | 99% |



Northgate Elementary

Katrina Pearl, Principal

School Plan & Budget for the 2014–15 School Year

School Mission Statement

The Northgate community is a team of parents, staff and students determined to challenge students to be all that they can be in a positive, nurturing learning environment.

School Goals

For intermediate students, we will increase the percentage of students proficient on the state reading test from 55% to 65% and from 42% to 60% for math.

For 4th grade students we will increase the percentage of students proficient on the state writing test from 19% to 40%.

For all students we will increase the percentage of students with fewer than ten absences per year from 74% to

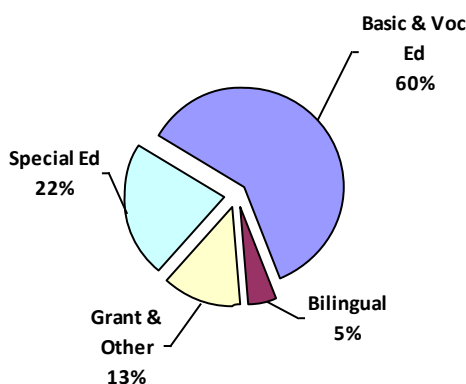
School Description & Plan to Achieve Goals

READING : Northgate teachers will improve reading instruction by continuing to refine instructional practices. We are working to align Common Core Standards with a Balanced Literacy model. Guided by a Literacy Specialist, teachers will identify specific reading skills that students need, demonstrate their use, and provide opportunities for students to apply them. There will be intentional assessment, use of leveled libraries, guided reading groups and conferring. Teachers will coordinate reading instruction with writing instruction, so that students are able to see the connections between these two areas. We are working to make sure that all intervention support aligns with classroom instruction in using the same strategies and instructional language. Partnerships will increase opportunities for literacy instruction through tutoring and an after-school program. Technology will be utilized to increase student engagement and proficiency.

MATH: Northgate teachers will improve math instruction by focusing on using clear teaching points, student engagement strategies, math talks and rigorous intellectual work. Teachers will also identify struggling students through data review meetings and create action plans based on need. Specific skill needs will be provided during 30 minute daily instruction. We will offer extra learning time through after school clubs and the technology resources of STMath and Dream Box.

Annual Budget Report

2014–15 School Funding by Category



All financial data are from the 2014–15 recommended budget.

Total
2014–15
School
\$2,361,736

Projected
2014–15
Student
Enrollment:
217
Per-Student
Funding:
\$10,884

Invitation to Participate

One of the goals of having School Reports is to support families as critical partners with us in a student's academic success. To get involved, please share this with your friends and neighbors, visit the school, or consider talking to the teacher or principal about joining the school's Building Leadership Team or Parent Teacher Student Association to shape your school's improvement plan.

District Mission Statement

Seattle Public Schools is committed to ensuring equitable access, closing the opportunity gaps and excellence in education for every student.

For additional data including teacher quality, NAEP and AMO results, please visit reportcard.ospi.k12.wa.us