



North Beach Elementary


Julie Cox, Principal

School Report for 2013–14 School Year
northbeaches.seattleschools.org


2013–14 School Year

Students: 306
Teachers: 20 # Other Staff: 10
Students per classroom teacher: 17
Average daily attendance: 96.3%
Student mobility: 4%

Student Achievement



Attendance



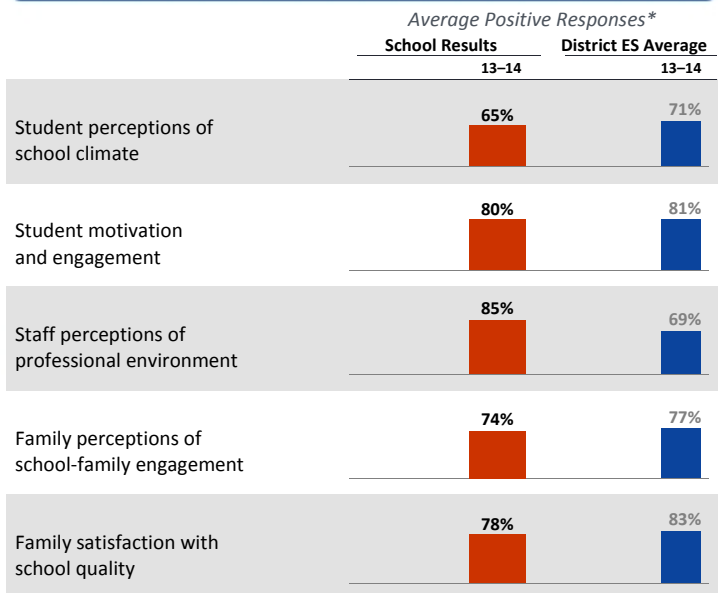
Accountability and School Performance

Seattle Public Schools Segmentation Level: 4

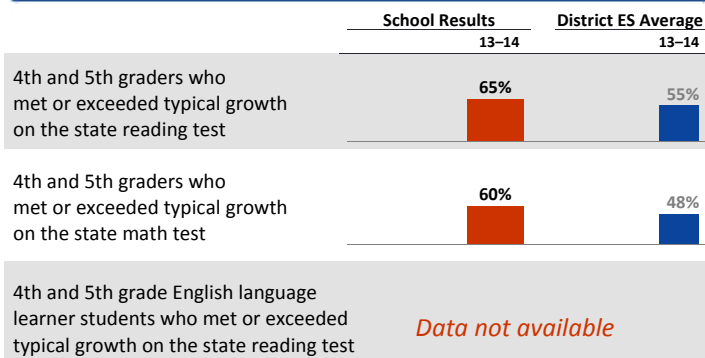
Met Adequate Yearly Progress (AYP) Proficiency Goal for Reading: **No**

Met Adequate Yearly Progress (AYP) Proficiency Goal for Math: **No**

Student, Family, and Staff School Climate Survey




Year-to-Year Growth: Following the Same Students



*Reported results for each survey category equal the average positive responses for a subset of questions.

This measure shows how much growth students have achieved compared to similar students across the state in the same grade level.

Student Demographics



Data as of Oct. 1, 2013

■ This School
■ All District Elementaries

Student Proficiency on State Tests

Spring 2014 School average compared to District elementary school average

	Reading		Mathematics	
	School	District Avg	School	District Avg
Native American		52%		48%
Black		52%		42%
Hispanic	92%	59%	100%	52%
Asian/Pacific Islander		76%		76%
White	92%	89%	86%	84%
Multiracial	92%	81%	75%	73%
Free/Reduced Lunch	82%	57%	55%	51%
Eng. Lang. Learners		55%		54%
Special Education	80%	55%	60%	46%
Gifted	100%	98%	100%	99%



North Beach Elementary

Julie Cox, Principal

School Plan & Budget for the 2014–15 School Year

School Mission Statement

North Beach is a strong community of teachers, parents and students who are dedicated to reaching our full potential as learners and citizens. North Beach provides rigorous and differentiated instruction that challenges each student to achieve to the best of his or her ability.

School Goals

2014-2015 Math Focus

Third-Fifth grade students will achieve 13% above the District average [meaning the district average, plus 13%] math SBAC score, or higher.

English Language Arts Focus

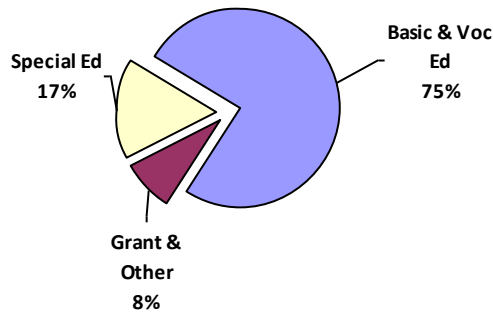
Third-Fifth grade students will achieve 16% above the District average [meaning the district average, plus 16%] reading SBAC score, or higher.

School Description & Plan to Achieve Goals

We are the “little gem in the north,” as we are a smaller learning community with approximately 300 students. We pride ourselves on having a supportive and involved community. Please feel free to contact us with questions or even to schedule a tour! We continue to focus on and increase our instructional alignment K-5, as this benefits all students. Teachers collaborate and plan together weekly to developing common assessments in Reading, Writing and Social Studies. This greatly contributes to us achieving our academic goals. In addition we conduct 3 school-wide writing prompts each year (fall, winter and spring) which enables us to adjust our instruction and enhance our writing support system. We partner with Seattle Pacific University for our tutoring program- where college students work 1:1 and in small groups with students who need support and/or additional enrichment opportunities. We believe that technology connected to teaching and learning will help prepare our students to compete and succeed in the 21st century. We have Interactive White Boards in each classroom, 2 computer labs, and an iPad cart. Every teacher is supplied with a laptop, thanks to our generous PTA! We ensure that our databases, digital libraries, EBooks and typing programs are all accessible from home to help extend the learning opportunities for each child. All students receive art and music which is funded by our Academic Giving Campaign. All students have access to Advanced Learning Opportunities in Reading and Math. We use a Balanced Literacy model which enables students to access books at their own instructional level. We have a school counselor that teaches character education and is at the school if students need emotional support. Again, we are the “little gem in the north.”

Annual Budget Report

2014–15 School Funding by Category



All financial data are from the 2014–15 recommended budget.

Total
2014–15
School
\$1,915,076

Projected
2014–15
Student
Enrollment:
280

Per-Student
Funding:
\$6,840

Invitation to Participate

Our Principal communicates weekly via a newsletter, hosts a Principal's Coffee monthly, and provides Principal reports at all General PTA meetings which are open to the public.

District Mission Statement

Seattle Public Schools is committed to ensuring equitable access, closing the opportunity gaps and excellence in education for every student.

For additional data including teacher quality, NAEP and AMO results, please visit reportcard.ospi.k12.wa.us