



# McDonald Int'l Elementary

Daniel Golosman, Principal


## School Report for 2013–14 School Year

[mcdonaldes.seattleschools.org](http://mcdonaldes.seattleschools.org)


### 2013–14 School Year

# Students: 367  
 # Teachers: 28 # Other Staff: 12  
 Students per classroom teacher: 17  
 Average daily attendance: 96.2%  
 Student mobility: 7%

### Student Achievement



### Attendance



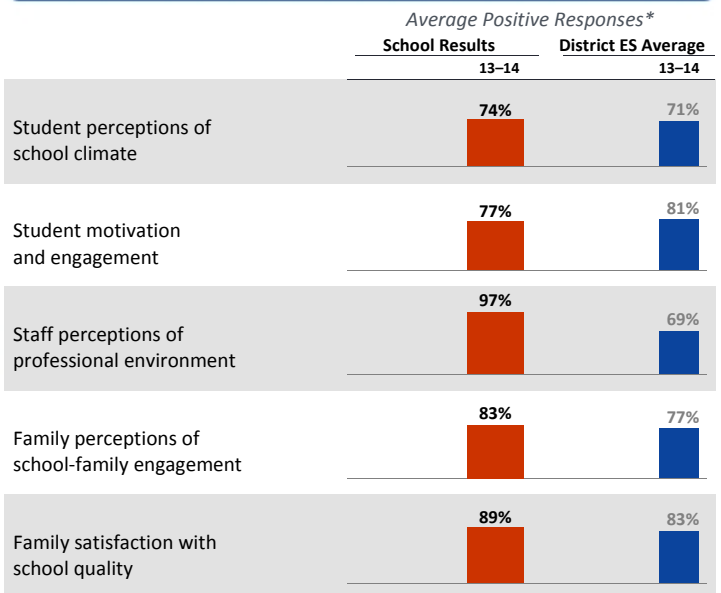
### Accountability and School Performance

Seattle Public Schools Segmentation Level: 4

Met Adequate Yearly Progress (AYP) Proficiency Goal for Reading: **No**

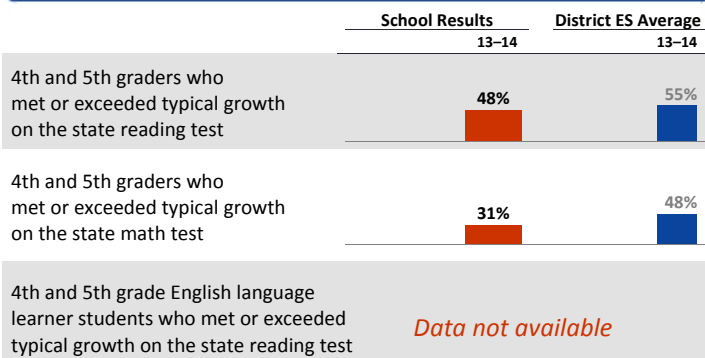
Met Adequate Yearly Progress (AYP) Proficiency Goal for Math: **No**

### Student, Family, and Staff School Climate Survey



Average Positive Responses\*


### Year-to-Year Growth: Following the Same Students



\*Reported results for each survey category equal the average positive responses for a subset of questions.

This measure shows how much growth students have achieved compared to similar students across the state in the same grade level.

### Student Demographics



Data as of Oct. 1, 2013

■ This School  
■ All District Elementaries

### Student Proficiency on State Tests

Spring 2014 School average compared to District elementary school average

	Reading		Mathematics	
	School	District Avg	School	District Avg
Native American		52%		48%
Black		52%		42%
Hispanic	92%	59%	92%	52%
Asian/Pacific Islander	80%	76%	80%	76%
White	87%	89%	89%	84%
Multiracial		81%		73%
Free/Reduced Lunch	71%	57%	71%	51%
Eng. Lang. Learners		55%		54%
Special Education	79%	55%	71%	46%
Gifted		98%		99%



# McDonald Int'l Elementary

Daniel Golosman, *Principal*

## School Plan & Budget for the 2014–15 School Year

### School Mission Statement

Through teaching and practicing our core values, our school community will challenge stereotypes and promote social justice in a diverse world. We will foster academic achievement through integrated, collaborative learning. In our international education program, students will celebrate their own identity as they investigate the world, recognize different perspectives, and communicate effectively across cultures so

### School Goals

At McDonald International School, we have focused our goals on Math, Reading, Writing, and School Climate/Cultural Competence. Among our goals for the 2013-14 school year: By the end of May 2014, 80% of K-2 students will meet or exceed one year's growth in reading as indicated by Columbia Teachers College running record assessments. By May 2014, 80% of students in grades 3-5 will improve one or more levels in the element of elaboration, within informational writing, as measured by Columbia Teachers College writing rubrics. On the MAP math test, 80% of students in grades 2-5 will meet or exceed typical growth from Fall to Spring.

### School Description & Plan to Achieve Goals

At McDonald International School we have eight Core Values:

**Cultural Competence:** We seek to understand, appreciate, and effectively communicate with people across cultures.

**Respect:** We treat others as we want to be treated.

**Responsibility:** We are accountable for our choices, actions and words.

**Justice:** We work for equal rights, freedom from bias, and fair treatment for all.

**Empathy:** We understand and enter into another's feelings.

**Courage:** We have the strength to do the right thing.


**Honesty:** We are truthful members of our community.

**Perseverance:** We are determined to keep working and trying even when things feel hard.

We teach Japanese and Spanish in a language immersion model, and focus on global perspectives through social studies. We make use of best practices in balanced literacy and math instruction, as well as effective use of Multi-Tiered Systems of Supports. For example, in math, teachers will focus instruction using the Common Core State Standards to develop effective learning opportunities and assessments for all students. In literacy, teachers will implement CCSS-based units using Reader's and Writer's Workshop, and Columbia Teacher's College assessments. Our professional learning community teams meet regularly to monitor student progress on formative and summative assessments and adjust instruction as needed.

### Annual Budget Report

#### 2014–15 School Funding by Category



All financial data are from the 2014–15 recommended budget.

Total  
2014–15  
School  
**\$2,889,807**

Projected  
2014–15  
Student  
Enrollment:  
**405**

Per-Student  
Funding:  
**\$7,135**

### Invitation to Participate

One of the goals of having School Reports is to support families as critical partners with us in a student's academic success. To get involved, please share this with your friends and neighbors, visit the school, or consider talking to the teacher or principal about joining the school's Building Leadership Team or Parent Teacher Student Association to shape your school's improvement plan.

### District Mission Statement

Seattle Public Schools is committed to ensuring equitable access, closing the opportunity gaps and excellence in education for every student.

For additional data including teacher quality, NAEP and AMO results, please visit [reportcard.ospi.k12.wa.us](http://reportcard.ospi.k12.wa.us)