



# McClure Middle School

Shannon Conner, *Principal*

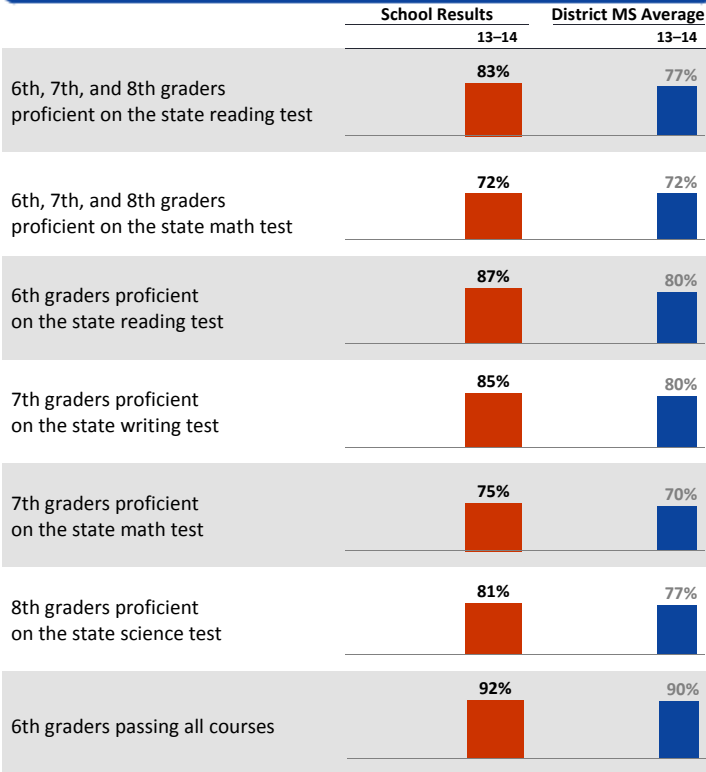
## School Report for the 2013–14 School Year

mcclurems.seattleschools.org


### 2013–14 School Year

# Students: 521  
 # Teachers: 35 # Other Staff: 26  
 Students per classroom teacher: 19  
 Average daily attendance: 93.8%  
 Student mobility: 9%

### Student Achievement



### Attendance



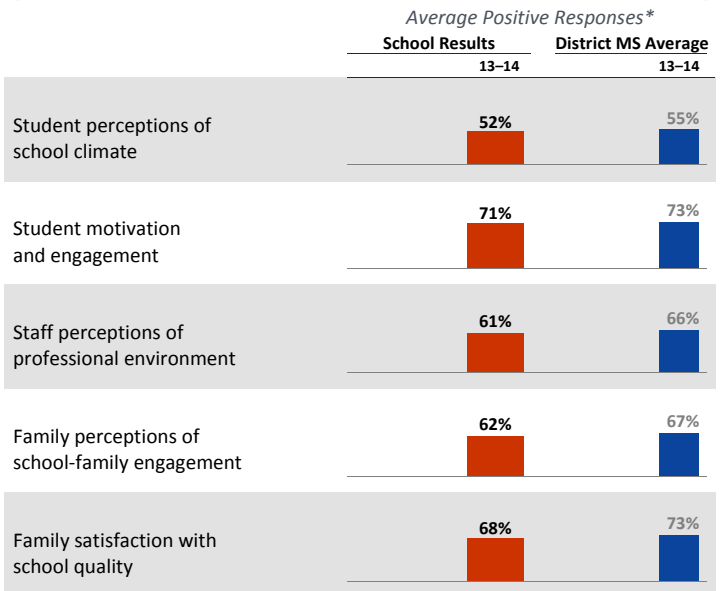
### Accountability and School Performance

Seattle Public Schools Segmentation Level: **4**

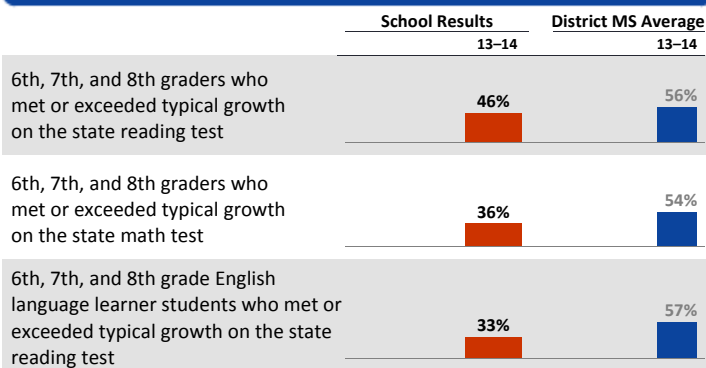
Met Adequate Yearly Progress (AYP) Proficiency Goal for Reading: **Yes**

Met Adequate Yearly Progress (AYP) Proficiency Goal for Math: **No**

### Student, Family, and Staff School Climate Survey

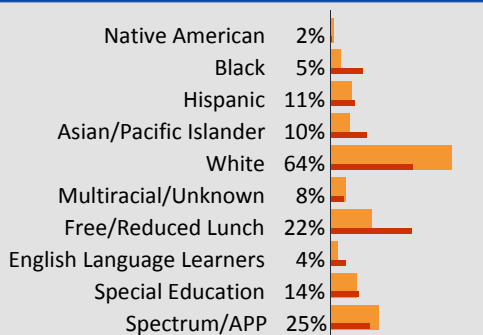


### Year-to-Year Growth: Following the Same Students



This measure shows how much growth students have achieved compared to similar students across the state in the same grade level.

### Student Demographics



Data as of Oct. 1, 2013

■ This School  
 ■ All District Middle Schools

### Student Proficiency on State Tests

Spring 2014 School average compared to District middle school average

	Reading		Mathematics	
	School	District Avg	School	District Avg
Native American		57%		42%
Black	64%	54%	35%	42%
Hispanic	67%	65%	56%	58%
Asian/Pacific Islander	89%	82%	77%	83%
White	88%	88%	82%	85%
Multiracial	71%	78%	74%	76%
Free/Reduced Lunch	61%	63%	49%	56%
Eng. Lang. Learners	60%	64%	54%	63%
Special Education	45%	48%	27%	37%
Gifted	95%	98%	98%	99%



# McClure Middle School

Shannon Conner, *Principal*

## School Plan & Budget for the 2014–15 School Year

### School Mission Statement

McClure empowers and educates all students with the skills to be compassionate, confident and creative life-long learners and contributing members of our global community

### School Goals

**READING GOALS:** McClure will increase the % of students reaching proficiency on the state reading test as follows: 87.8% to 90.0% of 6th graders will meet standard on the 2013 MSP. 79.1% to 80.0% of 7th graders will meet standard on the 2013 MSP. 76.1% to 80.0% of 8th graders will meet standard on the 2013 MSP.

**MATH GOALS :** McClure will increase the % of students reaching proficiency on the state math test as follows: 70.6% to 75.0% of 6th graders will meet standard on the 2013 MSP. 76.3% to 80.0% of 7th graders will meet standard on the 2013 MSP. 63.6% to 68.0% of 8th graders will meet standard on the 2013 MSP.

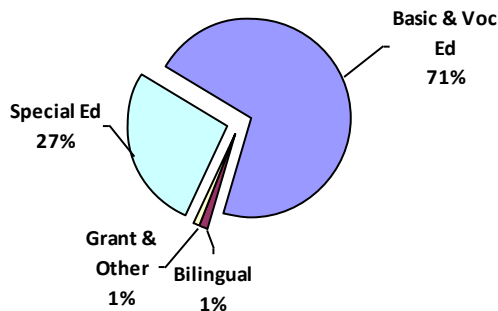
### School Description & Plan to Achieve Goals

**READING:** All students receive Language Arts instruction daily using Readers and Writers Workshop model. Students have access to classroom libraries and individually leveled books to read during school and after school. Our expectation is that all students should be reading on average one book per week; We have two after school book clubs featuring high-interest diverse fiction of varying genres and diverse themes to generate student excitement for reading and to promote thoughtful reading; Each club meets once a month. We also have an Extended Day Program for supplementary literacy support four hours per week for students that have not met standard on the MSP.

**MATH:** We have been awarded money through the Families and Education Levy and are partnering with Seattle Parks and Recreation to meet our Levy targets focused directly on math. We have Math Intervention classes during the school day, where teachers focus on skill acquisition and math fluency using Saxon curriculum and a computer based program called IXL as well as the pre teaching and re-teaching of CMP II curriculum. We also have Math intervention and support through our Extended Day Program targeting 6-8 grade students that have not met standard on the MSP; as well as a Math tutorial program targeting students who have not met standard on the MSP, both programs are taught by McClure Middle School Math teachers; and Special Education teachers. Our Math teachers participate in Professional Study Groups focused on standards based grading and analysis student data and assessment inform instruction.

### Annual Budget Report

2014–15 School Funding by Category



All financial data are from the 2014–15 recommended budget.

Total  
2014–15  
School  
**\$4,250,972**  
Projected  
2014–15  
Student  
Enrollment:  
**606**  
Per-Student  
Funding:  
**\$7,015**

### Invitation to Participate

One of the goals of having School Reports is to support families as critical partners with us in a student's academic success. To get involved, please share this with your friends and neighbors, visit the school, or consider talking to the teacher or principal about joining the school's Building Leadership Team or Parent Teacher Student Association to shape your school's improvement plan.

### District Mission Statement

Seattle Public Schools is committed to ensuring equitable access, closing the opportunity gaps and excellence in education for every student.

For additional data including teacher quality, NAEP and AMO results, please visit [reportcard.ospi.k12.wa.us](http://reportcard.ospi.k12.wa.us)