



Laurelhurst Elementary

Sarah Talbot, Principal

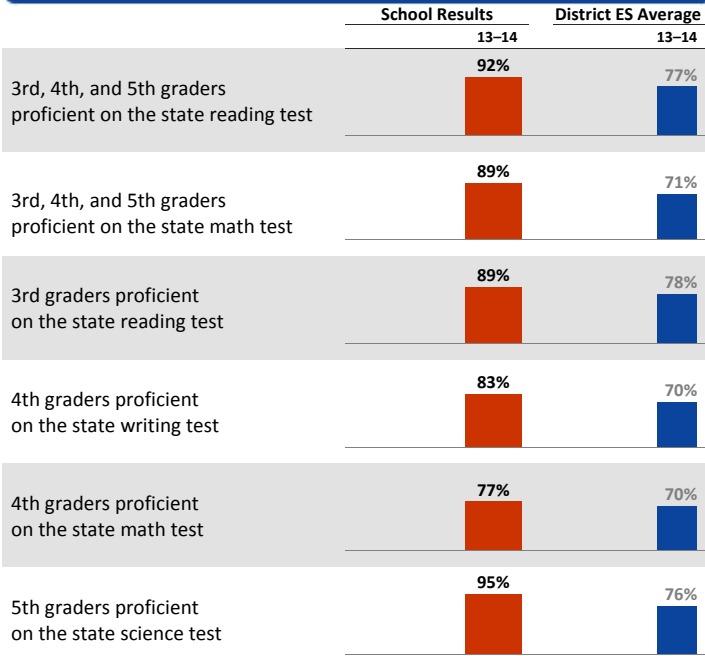
School Report for 2013–14 School Year

laurelhurstes.seattleschools.org


2013–14 School Year

Students: 428
 # Teachers: 28 # Other Staff: 45
 Students per classroom teacher: 18
 Average daily attendance: 95.5%
 Student mobility: 10%

Student Achievement



Attendance



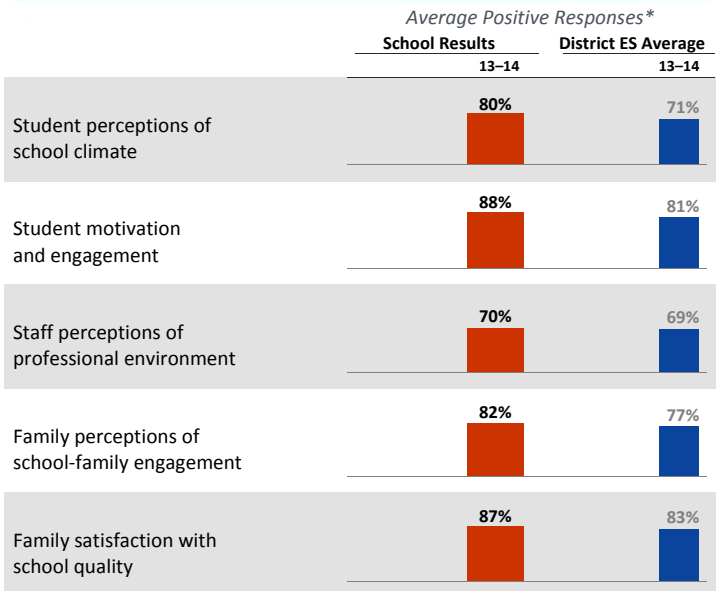
Accountability and School Performance

Seattle Public Schools Segmentation Level: 4

Met Adequate Yearly Progress (AYP) Proficiency Goal for Reading: **No**

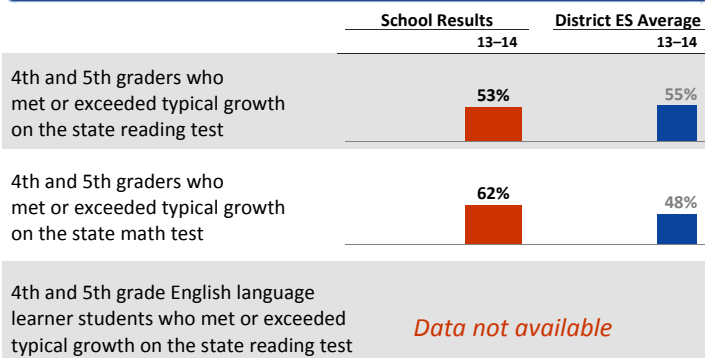
Met Adequate Yearly Progress (AYP) Proficiency Goal for Math: **No**

Student, Family, and Staff School Climate Survey



Average Positive Responses*


Year-to-Year Growth: Following the Same Students



*Reported results for each survey category equal the average positive responses for a subset of questions.

This measure shows how much growth students have achieved compared to similar students across the state in the same grade level.

Student Demographics



Data as of Oct. 1, 2013

■ This School
■ All District Elementaries

Student Proficiency on State Tests

Spring 2014 School average compared to District elementary school average

	Reading		Mathematics	
	School	District Avg	School	District Avg
Native American		52%		48%
Black		52%		42%
Hispanic		59%		52%
Asian/Pacific Islander	89%	76%	89%	76%
White	92%	89%	88%	84%
Multiracial	94%	81%	100%	73%
Free/Reduced Lunch	58%	57%	50%	51%
Eng. Lang. Learners		55%		54%
Special Education	74%	55%	70%	46%
Gifted	100%	98%	98%	99%



Laurelhurst Elementary

Sarah Talbot, Principal

School Plan & Budget for the 2014–15 School Year

School Mission Statement

At Laurelhurst School we believe in educating the whole child. Our aim is to create an inviting school community that supports each child’s innate passion for learning. Our goal is to foster the development of responsible, effective, compassionate individuals who develop a strong sense of environmental stewardship and appreciate communities and cultures different from their own.

School Goals

Increase the % of students proficient on the state reading test from 94% to 95% for 3rd grade, from 91% to 93% for 4th grade and from 90% to 92% for 5th grade.

For math, increase the % of students proficient on the state test from 89% to 92% for 3rd grade, from 89% to 92% for 4th grade and from 90% to 92% for 5th grade.

For science, we will increase the % of students proficient on the 5th grade state science test from 92 to 95%.

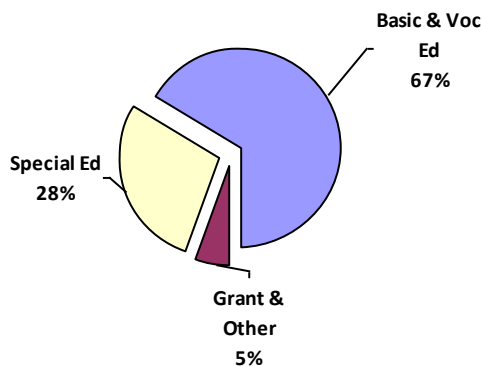
School Description & Plan to Achieve Goals

READING: Implement a data-driven comprehensive balanced literacy instructional program school-wide. Support student's development of effective reading skills and strategies through Reader's Workshop in grades K-3. During Reader's Workshop students read many books and explore different genres, authors, and texts. Mini-lessons are designed to teach the different strategies used by readers to decode and comprehend text. Students are matched to books at their reading level to provide appropriate differentiated instruction. Students learn to choose “Just Right” books for independent reading. Students are engaged in critical thinking, shared inquiry, and reflection as they read, discuss, and respond to selected literature in Literature Circles in grades 4-5. Early intervention and extra support for struggling students is provided with small group instruction with a Reading Specialist or a Sound Partner tutor.

MATH: Implement 60 minute math blocks, with a focus on differentiation. Everyday Math (EDM), Singapore Math and CMP(5th grade) are used in classrooms to support instruction. Provide early intervention and extra support for students through flexible grouping, small groups, or one-on-one tutoring. Provide 4th and 5th grade students opportunities to develop problem-solving skills by participation in Math Olympiad. Math instruction in grades K-2 is aligned with the new Common Core Standards. We will begin implementation of math Common Core State Standards for grades 3-5 in 2013-2014.

Annual Budget Report

2014–15 School Funding by Category



All financial data are from the 2014–15 recommended budget.

Total
2014–15
School
\$3,151,249

Projected
2014–15
Student
Enrollment:
416

Per-Student
Funding:
\$7,575

Invitation to Participate

One of the goals of having School Reports is to support families as critical partners with us in a student's academic success. To get involved, please share this with your friends and neighbors, visit the school, or consider talking to the teacher or principal about joining the school's Building Leadership Team or Parent Teacher Student Association to shape your school's improvement plan.

District Mission Statement

Seattle Public Schools is committed to ensuring equitable access, closing the opportunity gaps and excellence in education for every student.

For additional data including teacher quality, NAEP and AMO results, please visit reportcard.ospi.k12.wa.us