



# John Hay Elementary

Brody LaRock, Principal

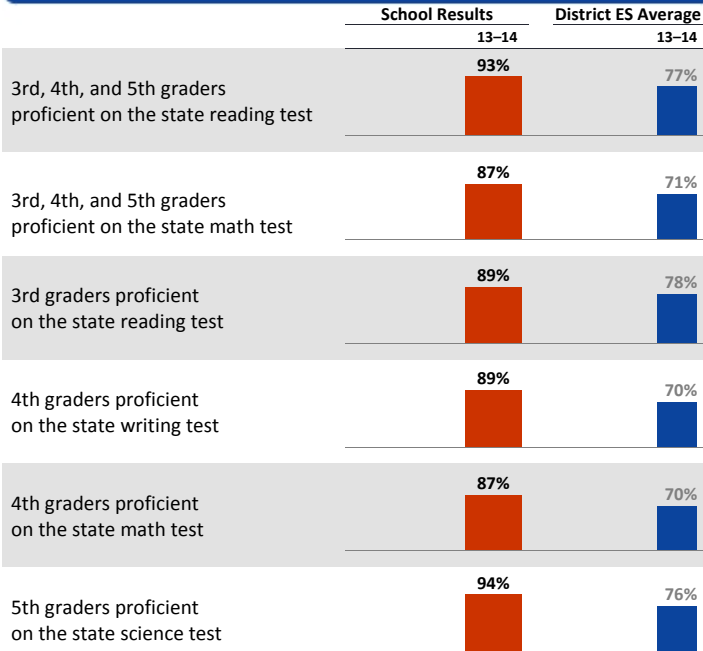
## School Report for 2013–14 School Year

hayes.seattleschools.org


### 2013–14 School Year

# Students: 547  
 # Teachers: 37 # Other Staff: 25  
 Students per classroom teacher: 16  
 Average daily attendance: 96.0%  
 Student mobility: 14%

### Student Achievement



### Attendance



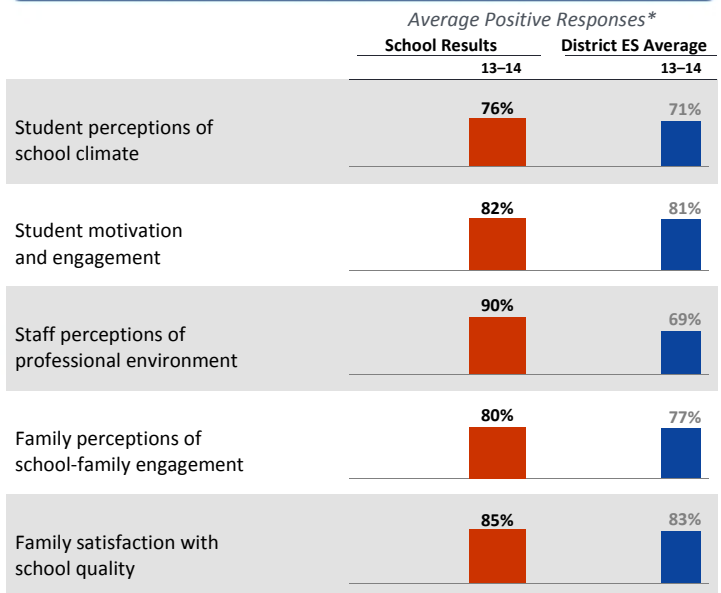
### Accountability and School Performance

Seattle Public Schools Segmentation Level: 5

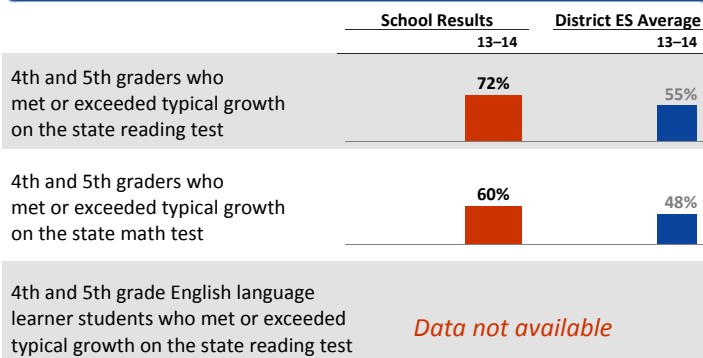
Met Adequate Yearly Progress (AYP) Proficiency Goal for Reading: **Yes**

Met Adequate Yearly Progress (AYP) Proficiency Goal for Math: **Yes**

### Student, Family, and Staff School Climate Survey




### Year-to-Year Growth: Following the Same Students



\*Reported results for each survey category equal the average positive responses for a subset of questions.

This measure shows how much growth students have achieved compared to similar students across the state in the same grade level.

### Student Demographics



Data as of Oct. 1, 2013

■ This School  
■ All District Elementaries

### Student Proficiency on State Tests

Spring 2014 School average compared to District elementary school average

	Reading		Mathematics	
	School	District Avg	School	District Avg
Native American		52%		48%
Black	85%	52%	46%	42%
Hispanic	86%	59%	68%	52%
Asian/Pacific Islander	91%	76%	94%	76%
White	96%	89%	91%	84%
Multiracial	81%	81%	90%	73%
Free/Reduced Lunch	79%	57%	62%	51%
Eng. Lang. Learners		55%		54%
Special Education	84%	55%	68%	46%
Gifted	100%	98%	99%	99%



# John Hay Elementary

Brody LaRock, Principal

## School Plan & Budget for the 2014–15 School Year

### School Mission Statement

It is John Hay’s mission to... Train our children to care for others Engage learners through effective and innovative teaching Actively engage and educate our families Collaborate with others to improve effectiveness, and Hold our students, teachers and families accountable as we ...develop caring learners who are actively growing and achieving.

### School Goals

**Reading Goals:** the percentage of Gen. Ed students proficient on the state test will rise from 92.2% to 95%. We will raise the percentage of 2nd graders reading on standard from Fall 13 to Spring 14 from 48% to 90%; 80% of students receiving MTSS services will make one year’s growth as compared to 55% last year . **Math Goals:** We will increase the percentage of 3rd through 5th graders proficient on the state test from 88% to 92%. We will increase the percentage of 4th grade SPED students proficient on the state test from 54.8% to 75% and increase the percentage of students who receive MTSS support in math making one year’s typical growth from 66% to 85%.

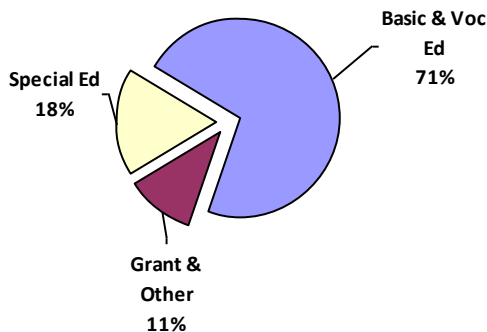
### School Description & Plan to Achieve Goals

**In all Subject Areas:** Communication and reinforcement of the standards-based, expected learning outcomes of each learning activity will be provided to students in written and verbal form; All curriculum aligned and taught to Common Core Standards; Increased frequency of progress monitoring and adjustment to instruction with a focus on student growth for high performing populations; Implementation of MTSS Multi Tiered System of Support to provide academic intervention for high and low achieving students in reading, writing and math; Weekly time for Professional Learning Communities to promote teacher collaboration in instructional planning and implementation of the CCSS, identifying students in need of support (MTSS), and elevating instructional practice; targeted Professional Development for teachers around the CCSS in reading & mathematics.

**Reading & Language Arts:** Intentional early identification of struggling and advanced readers through assessment; Reduced class size at 1st, 4th and 5th grades; Balanced Literacy Approach, supported by a workshop model for reading instruction, to meet the needs of all readers; Individualized instruction provided in varied settings including small guided reading groups and 1:1 conferences; classroom-based extensions for high achievers & tutoring at k-5 to support emerging and struggling readers (MTSS). Math: A Walk to Math approach in grades 1-5 to increase differentiated instruction at all levels and match instructional pace to student need; reduced class size for struggling mathematicians and math tutors assigned for small group and 1:1 double dose instruction (MTSS); Use of technology to provide strategic and monitored use of parallel & extension programs (IXL).

### Annual Budget Report

2014–15 School Funding by Category



All financial data are from the 2014–15 recommended budget.

Total  
2014–15  
School  
**\$3,701,884**  
Projected  
2014–15  
Student  
Enrollment:  
**520**  
Per-Student  
Funding:  
**\$7,119**

### Invitation to Participate

One of the goals of having School Reports is to support families as critical partners with us in a student’s academic success. To get involved, please share this with your friends and neighbors, visit the school, or consider talking to the teacher or principal about joining the school’s Building Leadership Team or Parent Teacher Student Association to shape your school’s improvement plan.

### District Mission Statement

Seattle Public Schools is committed to ensuring equitable access, closing the opportunity gaps and excellence in education for every student.

For additional data including teacher quality, NAEP and AMO results, please visit [reportcard.ospi.k12.wa.us](http://reportcard.ospi.k12.wa.us)