



# Hawthorne Elementary

Sandra Scott, Principal


## School Report for 2013–14 School Year

[hawthornees.seattleschools.org](http://hawthornees.seattleschools.org)


### 2013–14 School Year

# Students: 348  
 # Teachers: 26 # Other Staff: 23  
 Students per classroom teacher: 16  
 Average daily attendance: 94.7%  
 Student mobility: 27%

### Student Achievement



### Attendance



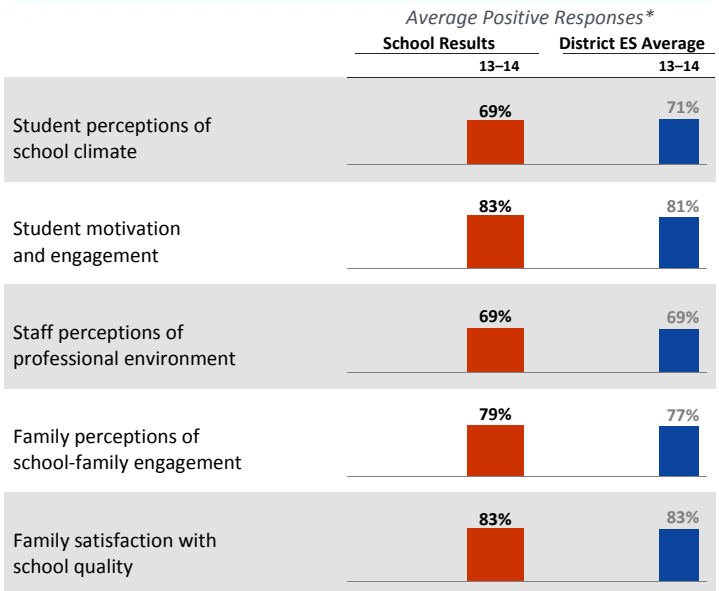
### Accountability and School Performance

Seattle Public Schools Segmentation Level: **1**

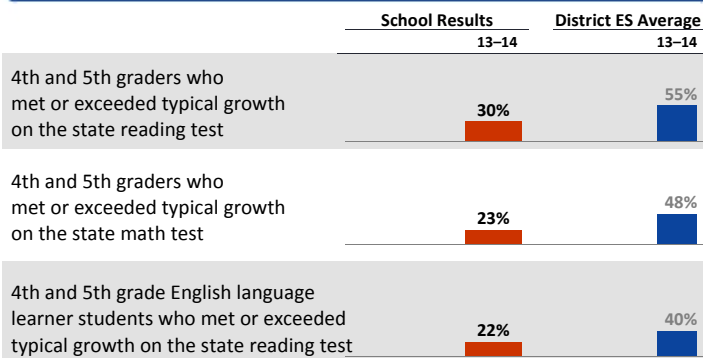
Met Adequate Yearly Progress (AYP) Proficiency Goal for Reading: **No**

Met Adequate Yearly Progress (AYP) Proficiency Goal for Math: **No**

### Student, Family, and Staff School Climate Survey



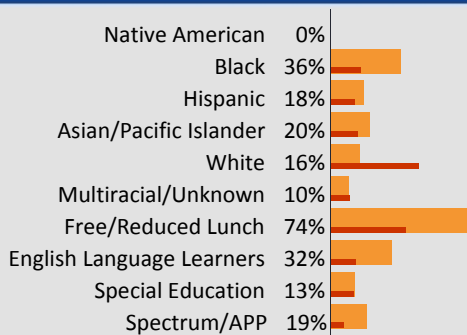
### Year-to-Year Growth: Following the Same Students



This measure shows how much growth students have achieved compared to similar students across the state in the same grade level.

\*Reported results for each survey category equal the average positive responses for a subset of questions.

### Student Demographics



Data as of Oct. 1, 2013

■ This School  
■ All District Elementaries

### Student Proficiency on State Tests

Spring 2014 School average compared to District elementary school average

	Reading		Mathematics	
	School	District Avg	School	District Avg
Native American		52%		48%
Black	38%	52%	38%	42%
Hispanic	26%	59%	26%	52%
Asian/Pacific Islander	48%	76%	75%	76%
White	80%	89%	80%	84%
Multiracial	64%	81%	55%	73%
Free/Reduced Lunch	38%	57%	43%	51%
Eng. Lang. Learners	29%	55%	42%	54%
Special Education	4%	55%	8%	46%
Gifted	86%	98%	97%	99%



# Hawthorne Elementary

Sandra Scott, Principal

## School Plan & Budget for the 2014–15 School Year

### School Mission Statement

Hawthorne Mission: To create a learning environment where all children meet their goals, feel an authentic sense of belonging and empowerment, and where race, class, language, or “disability” do not predict what a child can do.

### School Goals

Our goal is to increase the percentage of all students meeting or exceeding typical growth on the Measurement of Academic Progress assessment to 75%. The percentage of 3rd-5th grade students meeting proficiency on the state MSP will increase to 70% in reading and 60% in math. ELL students in 3rd -5th grades will show 20% improvement in all academic areas as indicated by the state MSP assessment.


Other goals include strengthening connections between the school and the surrounding community through an increase in volunteer, family and community involvement.

### School Description & Plan to Achieve Goals

Hawthorne is newly designated Creative Approach School and will be implementing a new STEAM program (Science Technology Engineering Arts & Mathematics) during the 2013-14 school year. Our goal with the program model is to further enhance student learning by integrating STEM coursework with the Arts through project based learning experiences. Our PBIS program supports schoolwide expectations for creating a positive learning environment where students can be successful, have enriched learning experiences and develop 21st century leadership skills. Hawthorne uses a Balanced Literacy Approach to effectively differentiate literacy instruction for a full range of learners. Readers Workshop model is used in Kindergarten through 5th grade classrooms to develop students as readers and writers. Math Workshop model is used school wide to enrich student learning experiences in mathematics. Teachers are provided with daily common planning time as well as extended time to work in Professional Learning Communities. Differentiated instruction is used to meet the needs of all learners. All Hawthorne students participate in our Multi Arts program. Art is integrated throughout the core curriculum utilizing music, visual and performing arts. Extended day academic enrichment learning opportunities are offered to Hawthorne students in partnership with Powerful Schools as part of a state 21st Century Learning Grant. Additionally, students may receive extended learning and enrichment opportunities during the summer through our partnership with Community Day School Association (CDSA). Hawthorne enjoys a robust Family and Community Engagement program that is inclusive of our Family Support Worker, ELL staff as well as parents and community members. Our PTA, Friends Of Hawthorne, is actively engaged in helping us achieve our goals through volunteerism and fundraising, culminating with the annual Hawthorne School Auction as the major fundraising activity.

### Annual Budget Report

2014–15 School Funding by Category



All financial data are from the 2014–15 recommended budget.

Total  
2014–15  
School  
**\$3,177,790**

Projected  
2014–15  
Student  
Enrollment:  
**345**

Per-Student  
Funding:  
**\$9,211**

### Invitation to Participate

One of the goals of having School Reports is to support families as critical partners with us in a student's academic success. To get involved, please share this with your friends and neighbors, visit the school, or consider talking to the teacher or principal about joining the school's Building Leadership Team or Parent Teacher Student Association to shape your school's improvement plan.

### District Mission Statement

Seattle Public Schools is committed to ensuring equitable access, closing the opportunity gaps and excellence in education for every student.

For additional data including teacher quality, NAEP and AMO results, please visit [reportcard.ospi.k12.wa.us](http://reportcard.ospi.k12.wa.us)