



Green Lake Elementary

Joanne Bowers, Principal


School Report for 2013–14 School Year

greenlakees.seattleschools.org


2013–14 School Year

Students: 262
 # Teachers: 24 # Other Staff: 13
 Students per classroom teacher: 12
 Average daily attendance: 96.2%
 Student mobility: 15%

Student Achievement



Attendance



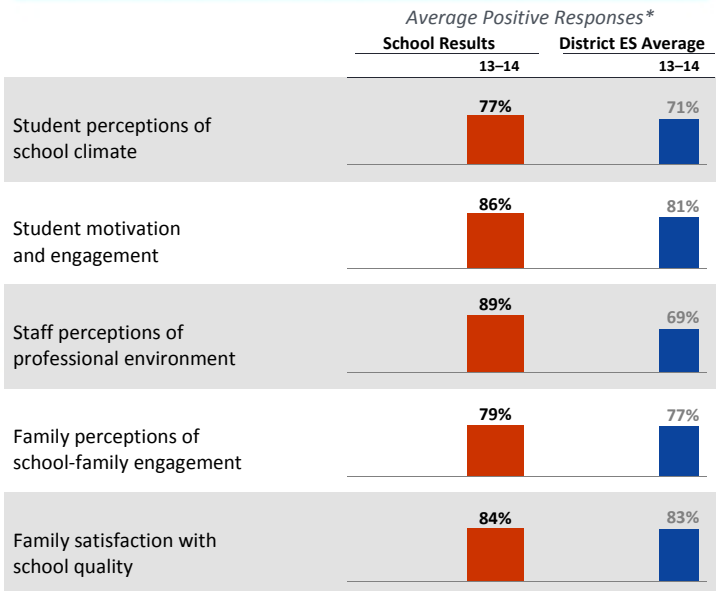
Accountability and School Performance

Seattle Public Schools Segmentation Level: 5

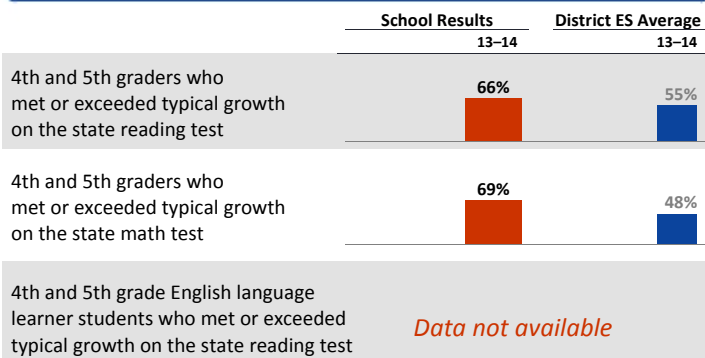
Met Adequate Yearly Progress (AYP) Proficiency Goal for Reading: **No**

Met Adequate Yearly Progress (AYP) Proficiency Goal for Math: **Yes**

Student, Family, and Staff School Climate Survey



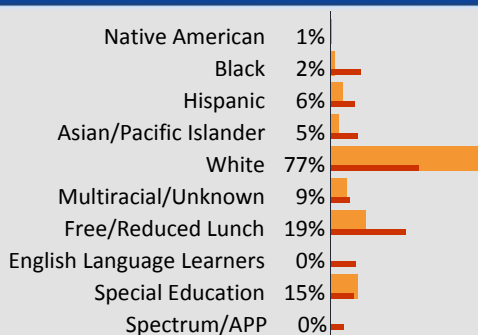
Year-to-Year Growth: Following the Same Students



*Reported results for each survey category equal the average positive responses for a subset of questions.

This measure shows how much growth students have achieved compared to similar students across the state in the same grade level.

Student Demographics



Data as of Oct. 1, 2013

■ This School
■ All District Elementaries

Student Proficiency on State Tests

Spring 2014 School average compared to District elementary school average

	Reading		Mathematics	
	School	District Avg	School	District Avg
Native American		52%		48%
Black		52%		42%
Hispanic	73%	59%	82%	52%
Asian/Pacific Islander		76%		76%
White	90%	89%	85%	84%
Multiracial		81%		73%
Free/Reduced Lunch	67%	57%	63%	51%
Eng. Lang. Learners		55%		54%
Special Education	52%	55%	43%	46%
Gifted	100%	98%	100%	99%



Green Lake Elementary

Joanne Bowers, Principal

School Plan & Budget for the 2014–15 School Year

School Mission Statement

Green Lake School’s mission is to be a place where all students: • Strive for academic excellence • Acquire a positive attitude about learning • Celebrate the uniqueness of all individuals • Reject violence • Develop appreciation, respect, and understanding of the environment.

School Goals

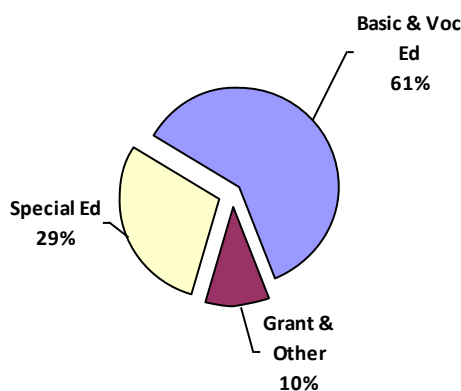
We assessed our progress in eliminating the achievement gap/education gap between students of different ethnicities to ensure that our goals addressed the needs of underachieving groups. We created a master schedule to maximize available student learning time especially in literacy and mathematics. We are studying and putting into place “best practices” in instructional strategies. Best practices include increasing students’ active engagement in their learning, and differentiating instruction based on students’ readiness, skill levels, and learning goals.

School Description & Plan to Achieve Goals

Green Lake is an open concept, multi-aged school with wonderful programs for students who have Individualized Education Plans from Pre-school to grade Five. Currently, Kindergarten uses a team approach. All primary classes are a multi-aged first and second and our intermediate homerooms are combined as third, fourth and fifth graders. All homerooms go to math, science, PE and art as a grade level. We call this program MAGIC. Students who qualify for ALO can be served through our MAGIC program. Many students who qualify for APP also choose to stay at Green Lake as the differentiated curriculum and schedule meets the needs of these students. Our students also receive music, art and swimming lessons. PTA offers many activities after school. Our goals this year are centered around the goals of Green Lake’s CSIP plan. All staff are involved in learning about and planning in alignment with the Common Core State Standards. Data has been analyzed in reading, writing, math and science and we have created goals to achieve higher standards in each of these areas as determined by our MSP/MAP scores. These goals can be viewed on our CSIP plan on the Seattle Public Schools Website. Our Building Leadership Team has also created a professional development calendar to continue our learning. We have also analyzed the survey data from staff, students and families and we are addressing those needs through various activities.

Annual Budget Report

2014–15 School Funding by Category



All financial data are from the 2014–15 recommended budget.

Total
2014–15 School
\$2,282,639
Projected
2014–15 Student Enrollment:
301
Per-Student Funding:
\$7,584

Invitation to Participate

One of the goals of having School Reports is to support families as critical partners with us in a student’s academic success. To get involved, please share this with your friends and neighbors, visit the school, or consider talking to the teacher or principal about joining the school’s Building Leadership Team or Parent Teacher Student Association to shape your school’s improvement plan.

District Mission Statement

Seattle Public Schools is committed to ensuring equitable access, closing the opportunity gaps and excellence in education for every student.

For additional data including teacher quality, NAEP and AMO results, please visit reportcard.ospi.k12.wa.us