



The Center School

Oksana Britsova, Principal

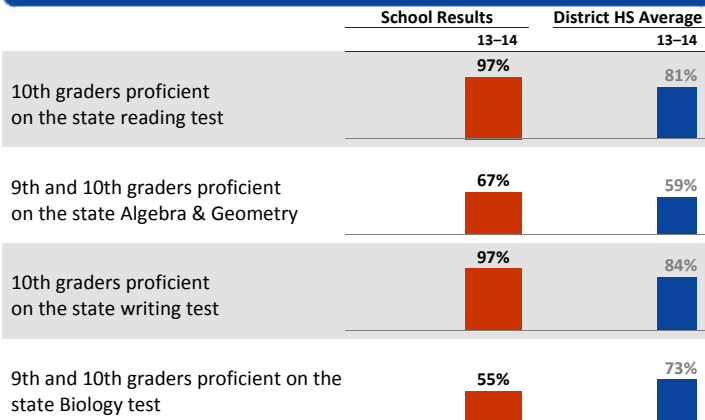
School Report for 2013–14 School Year

centerhs.seattleschools.org

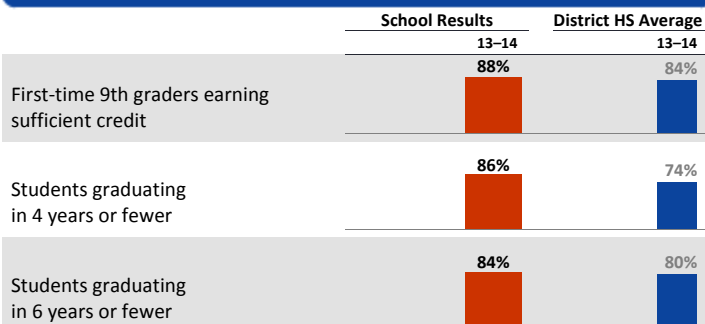
2013–14 School Year

Students: 285
 # Teachers: 19 # Other Staff: 8
 Students per classroom teacher: 16
 Average daily attendance: 89.6%
 Student mobility: 12%

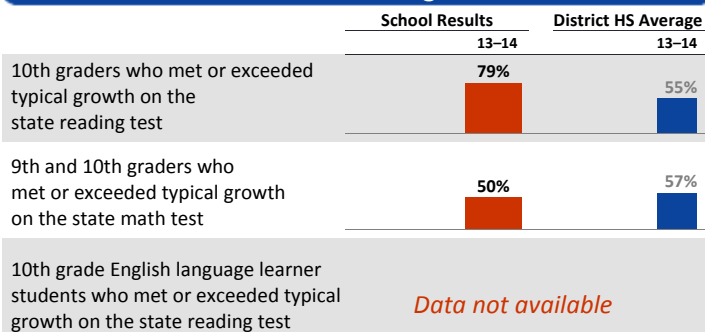
Student Achievement



On-Track for Graduation

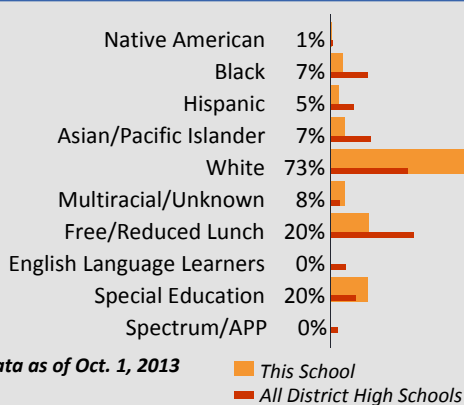


Year-to-Year Growth: Following the Same Students




This measure shows how much growth students have achieved compared to similar students across the state in the same grade level.


Student Demographics



College & Career Ready



Attendance



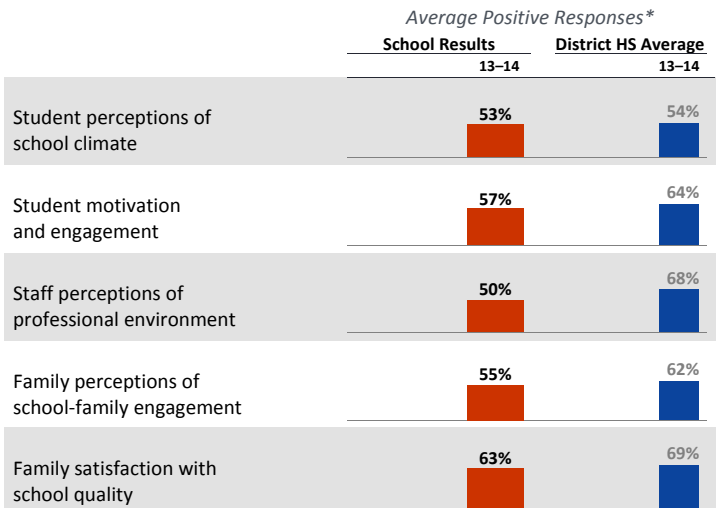
Accountability and School Performance

Seattle Public Schools Segmentation Level: 5

Met Adequate Yearly Progress (AYP) Proficiency Goal for Reading: **Yes**

Met Adequate Yearly Progress (AYP) Proficiency Goal for Math: **No**

Student, Family, and Staff School Climate Survey



*Reported results for each survey category equal the average positive responses for a subset of questions.

Student Proficiency on State Tests

Spring 2014 School average compared to District high school average

	Reading		Mathematics	
	School	District Avg	School	District Avg
Native American		68%		43%
Black		61%		41%
Hispanic		68%		52%
Asian/Pacific Islander		83%		73%
White	96%	90%	69%	71%
Multiracial		82%		66%
Free/Reduced Lunch	94%	65%	43%	50%
Eng. Lang. Learners		65%		58%
Special Education	92%	52%	60%	37%
Gifted		98%		



The Center School

Oksana Britsova, Principal

School Plan & Budget for the 2014–15 School Year

School Mission Statement

Our mission is to empower and inspire all students to positively impact our world. We provide a high quality arts integrated college prep curriculum and provide an academic program that prepares all students for a four year university.

School Goals

Plc goals for C-SIP By May, 2015, all students in Algebra 1-M classes will correctly formulate a model 70% of the time by creating and selecting graphical, tabular, algebraic, or statistical representations that describe relationships between the variables. By May 2015, 90% of all students will increase achievement by a minimum of 5 points on a department rubric for argumentative writing. By the end of the semester, 80% of students in Visual Communication will improve one level on the Observe and reflect rubric. In the autism inclusion department by May 2015, all students who qualify for special education services who are more than 2 grade levels below standard in reading will improve their reading level by one or more grade levels. By the end

School Description & Plan to Achieve Goals

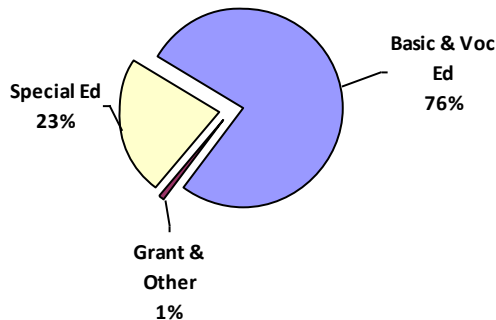
2014-2015 Professional Development proposal:

Continuously align teaching with Common Core and other standards being developed in order to increase rigor

- Create grade level common assessments
- Create common assessments rubrics
- Establish a system that uses feedback from assessments to make adjustments to curricula
- Conduct pre- and post- student evaluation
- Research and discover new strategies
- Apply new strategies into practice
- Monitor and adjust instruction based on student response to new practices
- Ensure student growth as measured by the common grade level assessments (as compared to the pre-evaluation results)

Annual Budget Report

2014–15 School Funding by Category



All financial data are from the 2014–15 recommended budget.

Total
2014–15
School
\$1,879,256

Projected
2014–15
Student
Enrollment:
271

Per-Student
Funding:
\$6,935

Invitation to Participate

Families, you may see some of your students bringing home information about goal setting as related to the goals teachers set in their classrooms. Even though the form of such communication might vary, teachers might be soliciting your feedback on that topic. Your input is very valuable, thank you!

District Mission Statement

Seattle Public Schools is committed to ensuring equitable access, closing the opportunity gaps and excellence in education for every student.

For additional data including teacher quality, NAEP and AMO results, please visit reportcard.ospi.k12.wa.us