



# Aki Kurose Middle School

Mia Williams, Principal

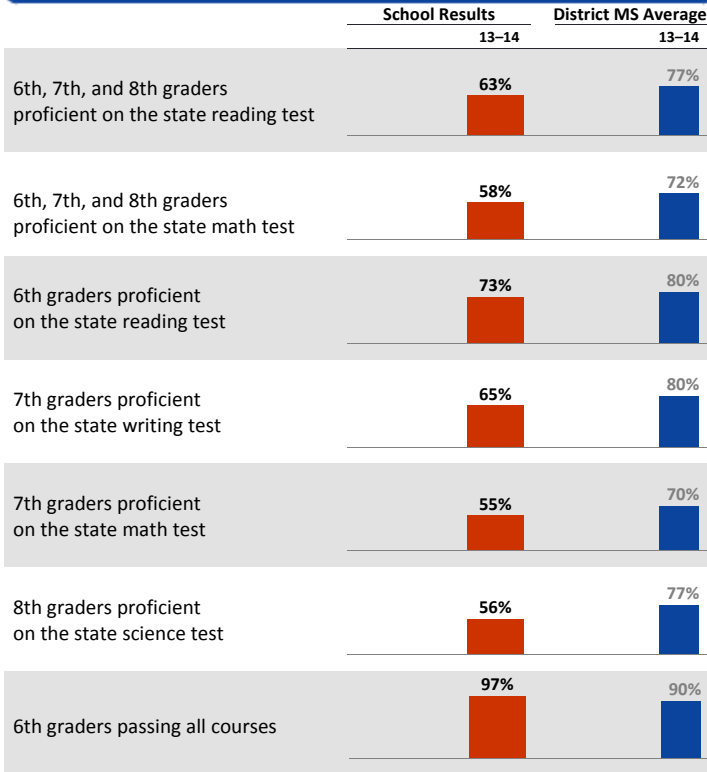
## School Report for the 2013–14 School Year

kurosems.seattleschools.org


### 2013–14 School Year

# Students: 736  
 # Teachers: 53 # Other Staff: 28  
 Students per classroom teacher: 17  
 Average daily attendance: 93.5%  
 Student mobility: 16%

### Student Achievement



### Attendance



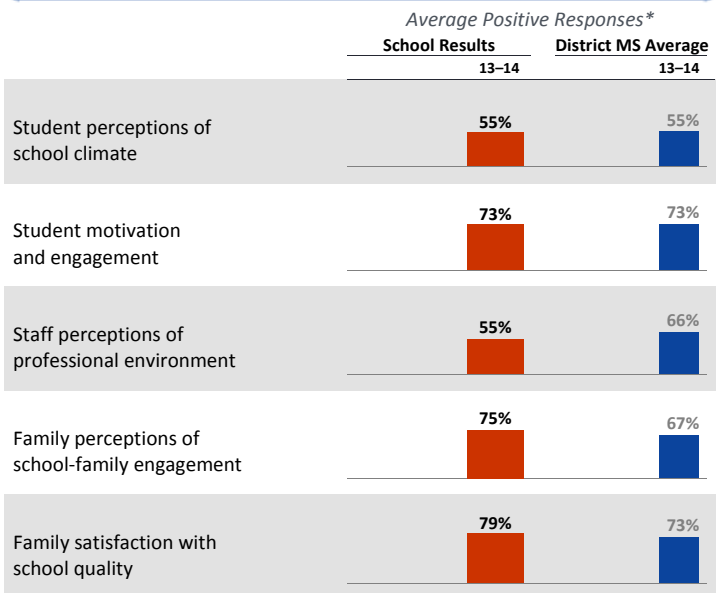
### Accountability and School Performance

Seattle Public Schools Segmentation Level: **3**

Met Adequate Yearly Progress (AYP) Proficiency Goal for Reading: **No**

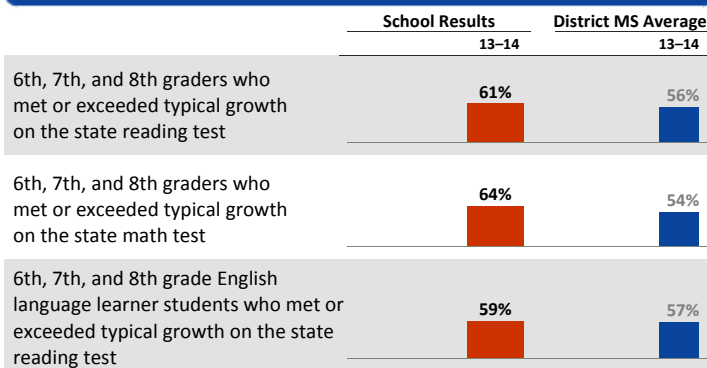
Met Adequate Yearly Progress (AYP) Proficiency Goal for Math: **Yes**

### Student, Family, and Staff School Climate Survey



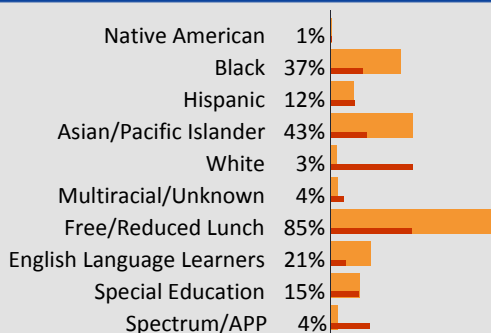
\*Reported results for each survey category equal the average positive responses for a subset of questions.

### Year-to-Year Growth: Following the Same Students



This measure shows how much growth students have achieved compared to similar students across the state in the same grade level.

### Student Demographics



Data as of Oct. 1, 2013

■ This School  
 ■ All District Middle Schools

### Student Proficiency on State Tests

Spring 2014 School average compared to District middle school average

	Reading		Mathematics	
	School	District Avg	School	District Avg
Native American		57%		42%
Black	50%	54%	42%	42%
Hispanic	61%	65%	53%	58%
Asian/Pacific Islander	74%	82%	75%	83%
White	63%	88%	56%	85%
Multiracial	71%	78%	64%	76%
Free/Reduced Lunch	61%	63%	56%	56%
Eng. Lang. Learners	64%	64%	62%	63%
Special Education	39%	48%	38%	37%
Gifted	100%	98%	100%	99%



# Aki Kurose Middle School

Mia Williams, Principal

## School Plan & Budget for the 2014–15 School Year

### School Mission Statement

Strong Relationships and High Expectations—Every Student Excelling and Cared For—in Our Collaborative Learning Community—Every student Achieves, Everyone Accountable.

### School Goals

**Reading-** 6th grade will make a 10% gain from 61% to 71%, 7th grade will make a 10% gain from 57% to 67% and 8th grade will make a 10% gain from 51% to 61% on being proficient on the state reading test.

**Math-** 6th grade will make a 10% gain from 60% to 70%, 7th grade will make a 10% gain from 53% to 63% and 8th grade will make a 10% gain from 59% to 69% on being proficient on the state math test.

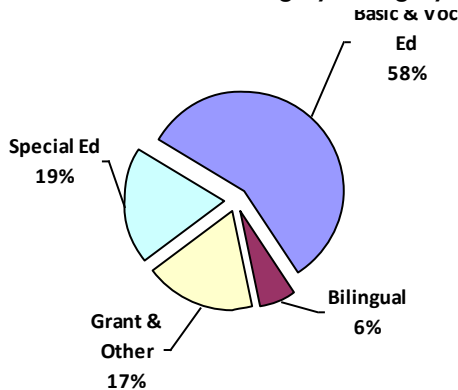
### School Description & Plan to Achieve Goals

**Math:** Students who scored a Level 1 or 2 on their most recent MSP and some level 3 students will have an additional math class focused on building the foundational math skills (Numbers and Operations). Math teachers provide instruction based on state standards and inform their instructional practices through collaboratively developing standards-based units, by using students' data to progress monitor and intervene appropriately.

**Reading:** All students have 100 minutes of reading and writing instruction daily. Students are scheduled in just-right reading classes based on MAP and MSP data. Finer-tuned adjustments occur with reading level assessments, interim assessments and teacher feedback. Reading classes include Teachers College Reading and Writing model, Inside curriculum, Read 180 and Systems 44. We utilize multiple pedagogical approaches, such as differentiated small group instruction, accountable talk protocols, and daily assessments (e.g. short-writes, long-writes, conferring, exit tickets). All Literacy teachers collaboratively developed a school curricular calendar that is vertically aligned and anchored with the state and common core standards. Explicit non-fiction reading instruction will take place in LA blocks, social studies and science classes. Students who scored a Level 1 or 2 and some level 3 on their most recent MSP will have the opportunity to participate in Academic Break Camps, Saturday Academy and Extended Learning Time afterschool twice a week to strengthen their reading and math skills.

### Annual Budget Report

2014–15 School Funding by Category



All financial data are from the 2014–15 recommended budget.

Total  
2014–15  
School  
**\$6,560,845**  
  
Projected  
2014–15  
Student  
Enrollment:  
**734**  
  
Per-Student  
Funding:  
**\$8,938**

### Invitation to Participate

One of the goals of having School Reports is to support families as critical partners with us in a student's academic success. To get involved, please share this with your friends and neighbors, visit the school, or consider talking to the teacher or principal about joining the school's Building Leadership Team or Parent Teacher Student Association to shape your school's improvement plan.

### District Mission Statement

Seattle Public Schools is committed to ensuring equitable access, closing the opportunity gaps and excellence in education for every student.

For additional data including teacher quality, NAEP and AMO results, please visit [reportcard.ospi.k12.wa.us](http://reportcard.ospi.k12.wa.us)