



West Seattle High School

Ruth Medsker, Principal

School Report for the 2012–2013 School Year

<http://westseattlehs.seattleschools.org/>

2012-2013 School Year

Students: 968

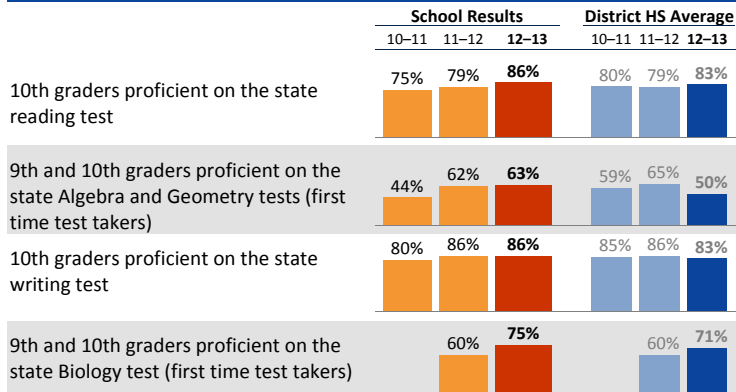
Teachers: 59 # Other Staff: 25

Average class size: 23

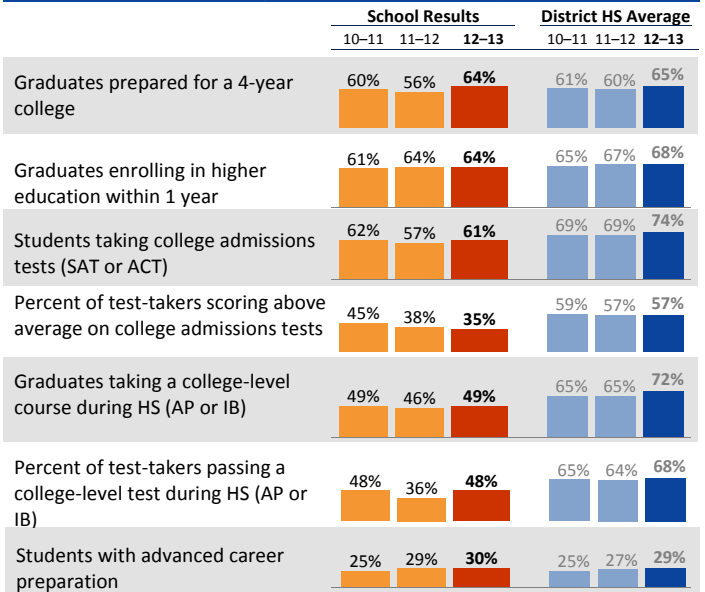
Average daily attendance: 89.4%

Student mobility: 15%

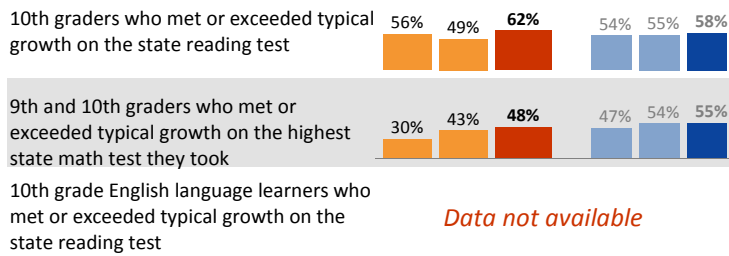
Student Achievement



College and Career Ready

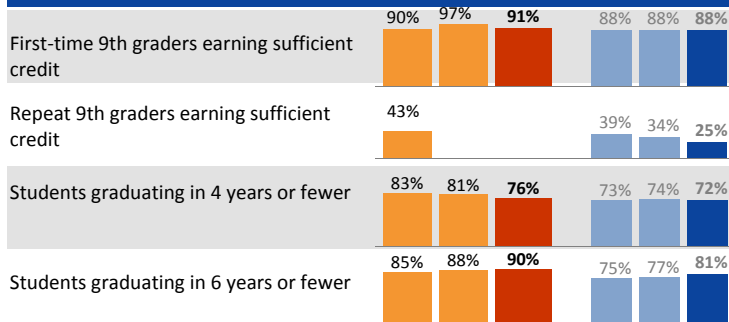


Year-to-Year Growth: Following the Same Students

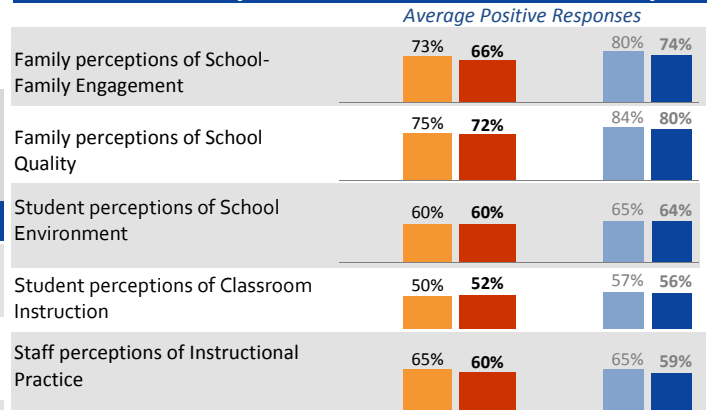


This measure shows how much growth students have achieved compared to similar students across the state in the same grade level. The overall metric reported is the percentage of students whose growth was average or above (50th to 99th growth percentile) on the state test.

On-Track for Graduation



Student, Family, and Staff School Climate Survey



* Families responding to survey: 14%; Students responding to survey: 84%; Staff responding to survey: 88%

**Reported results for each survey category equal the average positive responses for a subset of questions. Detailed results can be found here:

http://bit.ly/school_reports

Attendance



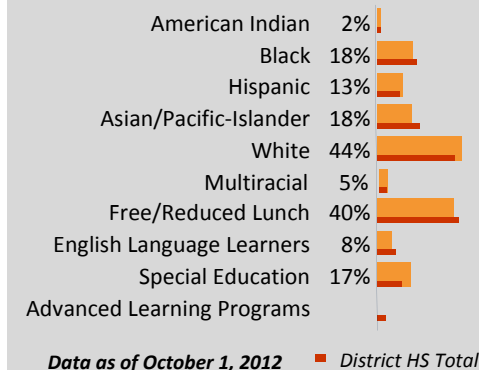
Accountability and School Performance

Seattle Public Schools Segmentation Level: **Level 3**

Annual Measurable Objective (AMO) target for Reading: **On/Above**

Annual Measurable Objective (AMO) target for Math: **On/Above**

Student Demographics



Student Proficiency on State Tests

School average compared to District high school average

| | Reading | | Mathematics | | | |
|------------------------|---------|--------------|-------------|--------------|-----|-----|
| | School | District Avg | School | District Avg | | |
| American Indian | | 78% | ↗24 | 51% | ↘1 | |
| Black | 64% | ↗7 | 68% | ↗10 | 43% | ↗5 |
| Hispanic | 84% | ↗16 | 75% | ↗3 | 59% | ↗1 |
| Asian/Pacific-Islander | 90% | ↗5 | 82% | ↗2 | 70% | ↗9 |
| White | 94% | ↗5 | 93% | ↗1 | 74% | ↔ |
| Multiracial | 79% | ↗5 | 85% | ↘3 | 47% | ↘14 |
| Free/Reduced Lunch | 78% | ↗6 | 73% | ↗7 | 51% | ↔ |
| Eng. Lang. Learners | | 30% | ↗10 | | 30% | ↗10 |
| Special Education | 63% | ↗4 | 56% | ↗3 | 40% | ↗11 |
| APP or Spectrum | | 99% | ↘1 | | 99% | ↘1 |



West Seattle High School

Ruth Medsker, *Principal*

School Plan & Budget for the 2013-2014 School Year

School Mission Statement

West Seattle High School-preparing all students for college and beyond by providing challenging learning experiences which foster scholarship, character, service and leadership.

School Goals

- Raise Reading HSPE from 85.6% to 90%. Raise Writing HSPE from 86% to 90%.
- Raise all grades Algebra EOC from 81.4% to 87% and all grades Geometry EOC from 87.5% to 90%
- Raise 9th grade Biology from 78% to 83%.
- Increase the number of 9th graders earning sufficient credit to 95%; 80% of 9th graders will earn C or better in all classes.
- Increase student responses on the climate survey “teacher expects me to work hard” from 71% to 82%.
- Increase the number of students scoring 3,4, or 5 on Advanced placement exams by 40%.

School Description and Plan to Achieve Goals

WSHS is steeped in tradition and enjoys strong community support. We offer a full range of courses to challenge our students and prepare them for competitive post-high school options. To meet state and district goals, teachers are regularly meeting in Professional Learning Communities to analyze student data (HSPE, EOC, MAP, and student work) and use the information to make intentional instructional decisions aimed at increasing student achievement. We are implementing the following strategies for students: after school study hall (MASH) on Tuesday and Thursdays supported by staff and university tutors. Focus classes to provide academic support and skill recovery; online credit retrieval with weekly support; Link Crew to provide support to 9th graders and build leadership skills in upper grade students.

MATH: Intensified Algebra classes for 9th graders to bring students up to standard.

READING: Reading Apprenticeship to teach strategies for reading fiction and non-fiction; increase the number of informational texts used; Links to Learning for individual student practice.

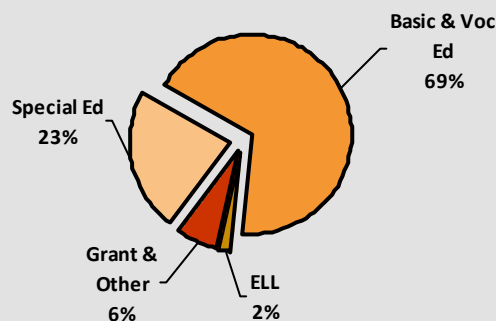
WRITING: Use the Six Traits writing model for instruction and evaluation; instruction in introductions, conclusions, elaboration, and revision.

SCIENCE: align curriculum to the Standards; provide targeted EOC preparation and support for English Language learners and IEP students.

ADVANCED LEARNING: Emphasis on incorporating the Common Core in LA, History, and Math; Expanding Advanced Placement offerings by adding AP Biology.

Annual Budget Report

2013-2014 Percent of School Funding



All financial data are from the 2013-14 recommended budget.

Total 2013-2014 School Budget:

\$6,796,934

Projected 2013-14 Student Enrollment:

877

Per-Student Funding:

\$7,750

Invitation to Participate

Families are critical partners in student's academic success. We encourage you to stay informed by visiting our website westseattlehs.seattleschools.org and reading our weekly newsletter, The Westside Weekly. There will be three principal coffee chats to share data about our school and listen to feedback on the school's strategies for improvement.

District Mission Statement

The mission at Seattle Public Schools is to ensure every student graduates ready for college, career and life.