



Viewlands Elementary

Michelle Ota, Principal

School Report for the 2012–2013 School Year

<http://viewlandses.seattleschools.org/>

2012-2013 School Year

Students: 246




Teachers: 20 # Other Staff: 8

Average class size: 21

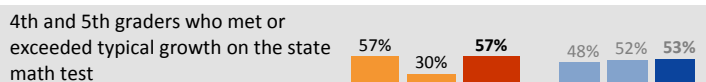
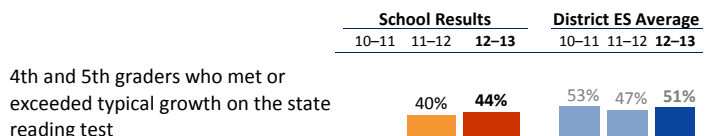
Average daily attendance: 94.3%

Student mobility: 52%

Student Achievement




Year-to-Year Growth: Following the Same Students



4th and 5th grade English language learner students who met or exceeded typical growth on the state reading test *Data not available*

This measure shows how much growth students have achieved compared to similar students across the state in the same grade level. The overall metric reported is the percentage of students whose growth was average or above (50th to 99th growth percentile) on the state test. Students are compared to other students in the same grade level across the state with similar test scores in previous years.

Student Demographics

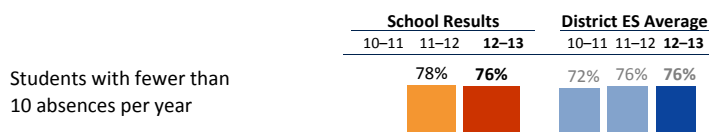


Student Proficiency on State Tests

School average compared to District elementary school average

	Reading		Mathematics			
	School	District Avg	School	District Avg		
American Indian		53%	↘ 1	40%	↗ 2	
Black		53%	↗ 5	41%	↗ 3	
Hispanic	42%	↗ 13	65%	↗ 6	38%	↗ 31
Asian/Pacific-Islander		79%	↗ 4	54%	↗ 6	
White	56%	↗ 11	90%	↗ 2	50%	↗ 6
Multiracial		81%	↗ 2	84%	↔	
Free/Reduced Lunch	41%	↗ 13	61%	↗ 5	45%	↗ 25
Eng. Lang. Learners	9%	↘ 3	40%	↗ 8	9%	↘ 8
Special Education		55%	↗ 3	55%	↗ 3	
APP or Spectrum		99%	↗ 1	99%	↗ 1	

Attendance



Accountability and School Performance

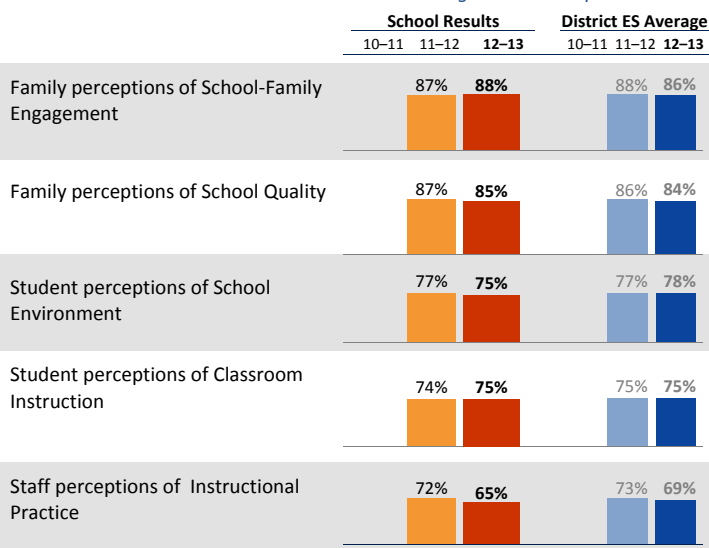
Seattle Public Schools Segmentation Level: **Level 1**

Annual Measurable Objective (AMO) target for Reading: **On/Above**

Annual Measurable Objective (AMO) target for Math: **On/Above**

Student, Family, and Staff School Climate Survey

Average Positive Responses



* Families responding to survey: 38%; Students responding to survey: 24%; Staff responding to survey: 100%

**Reported results for each survey category equal the average positive responses for a subset of questions. Detailed results can be found on the School Reports and Survey page: http://bit.ly/school_reports



Viewlands Elementary

Michelle Ota, *Principal*

School Plan & Budget for the 2013-2014 School Year

School Mission Statement

Viewlands was reopened in 2011-12 and we are in our third year of growth. Our vision at Viewlands is every child known, safe, inspired, challenged and empowered.

School Goals

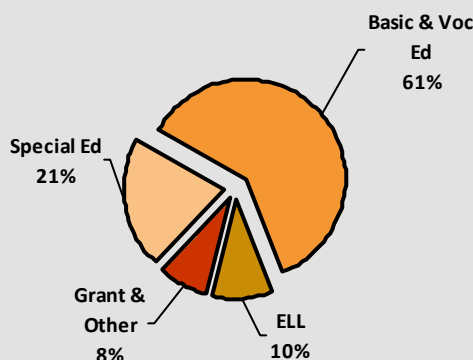
Our school goals are aligned with our CSIP with a focus around math and literacy. As a new, growing and neighborhood school we are establishing baseline data in order to serve our students in the best way possible. We are aiming for our kindergarten students to be reading at grade level at the end of the school year. We will increase the % of students proficient on the state Reading MSP test from 68% to 78% for 3rd grade. We will increase 4th grade writing from 33% to 43% and Math from 28% to 35%.

School Description and Plan to Achieve Goals

Viewlands has a strong commitment to literacy, and we utilize the Reader's and Writer's workshop model in all classrooms. Teachers will implement Readers/Writers Workshop and receive professional development for new staff on Readers/Writers. Staff will differentiate instruction by using small group instruction and targeted interventions to help students who are struggling as well as to extend learning for students who are at or above standard. Viewlands has a strong commitment to mathematics. We use Everyday Mathematics and utilize DreamBox to track student progress. Teachers will use EDM assessments throughout the semester and use the MAP test to indicate whether or not a student is meeting or exceeding expected growth. Teachers will improve math instruction by focusing on using clear teaching points, student engagement strategies, math talks and small group work. Teachers will also identify struggling students through data meetings and develop plans/interventions to support student learning. Viewlands is developing an integrated environmental science focus for the school. We have a partnership with Carkeek Park to help our Science program be more experiential for our students. Viewlands will be integrating the arts into every curriculum area through our partnership with Arts Ed to help bring the Arts into our program.

Annual Budget Report

2013-2014 Percent of School Funding



All financial data are from the 2013-14 recommended budget.

Total 2013-2014 School Budget:

\$2,666,718

Projected 2013-14 Student Enrollment:

315

Per-Student Funding:

\$8,466

Invitation to Participate

One of the goals of having School Reports is to support families as critical partners with us in a student's academic success. To get involved, please share this with your friends and neighbors, visit the school, or consider talking to the teacher or principal about joining the school's Building Leadership Team or Parent Teacher Student Association to shape your school's improvement plan.

District Mission Statement

The mission at Seattle Public Schools is to ensure every student graduates ready for college, career and life.

