



# View Ridge Elementary

Terri Skjei, Principal

## School Report for the 2012–2013 School Year

<http://viewridgees.seattleschools.org>

2012-2013 School Year

# Students: 598

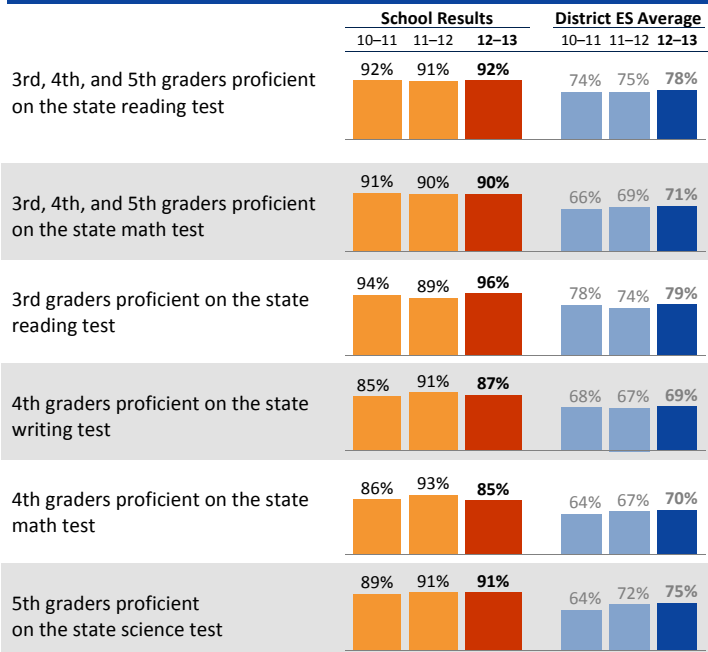
# Teachers: 38 # Other Staff: 11

Average class size: 24

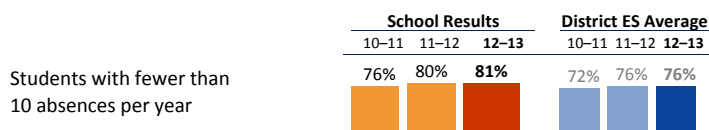
Average daily attendance: 96.3%

Student mobility: 7%

### Student Achievement



### Attendance



### Accountability and School Performance

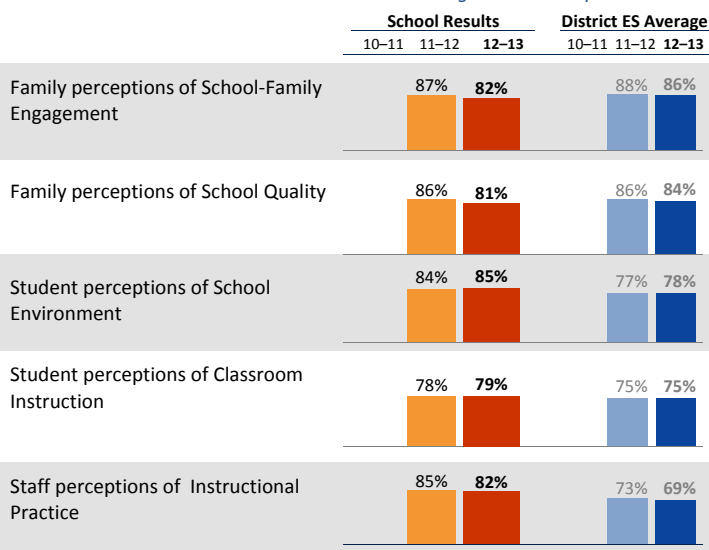
Seattle Public Schools Segmentation Level: **Level 5**

Annual Measurable Objective (AMO) target for Reading: **Below**

Annual Measurable Objective (AMO) target for Math: **Below**

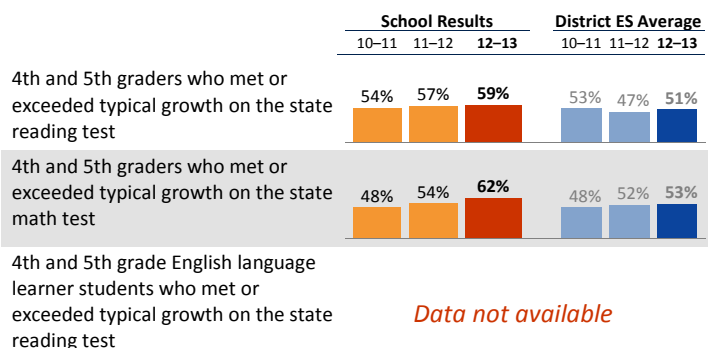
### Student, Family, and Staff School Climate Survey

Average Positive Responses



\* Families responding to survey: 35%; Students responding to survey: 47%; Staff responding to survey: 96%

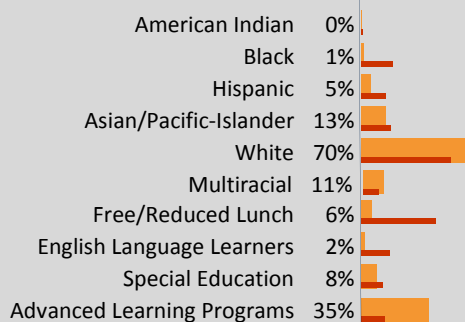
### Year-to-Year Growth: Following the Same Students



This measure shows how much growth students have achieved compared to similar students across the state in the same grade level. The overall metric reported is the percentage of students whose growth was average or above (50th to 99th growth percentile) on the state test. Students are compared to other students in the same grade level across the state with similar test scores in previous years.

\*\*Reported results for each survey category equal the average positive responses for a subset of questions. Detailed results can be found on the School Reports and Survey page: [http://bit.ly/school\\_reports](http://bit.ly/school_reports)

### Student Demographics



Data as of October 1, 2012

### Student Proficiency on State Tests

School average compared to District elementary school average

	Reading		Mathematics					
	School	District Avg	School	District Avg				
American Indian		53%	↘ 1	40%	↗ 2			
Black		53%	↗ 5	41%	↗ 3			
Hispanic	92%	65%	↗ 6	92%	54%	↗ 6		
Asian/Pacific-Islander	100%	↔	79%	↗ 4	97%	↗ 3	78%	↗ 2
White	92%	↗ 1	90%	↗ 2	91%	↔	84%	↔
Multiracial	86%	↘ 2	81%	↗ 2	82%	↘ 5	74%	↗ 3
Free/Reduced Lunch	68%	↘ 9	61%	↗ 5	68%	↘ 4	61%	↗ 5
Eng. Lang. Learners		40%	↗ 8		40%	↗ 8		
Special Education	60%	↘ 1	55%	↗ 3	57%	↗ 6	55%	↗ 3
APP or Spectrum	99%	↘ 1	99%	↗ 1	99%	↔	99%	↗ 1



# View Ridge Elementary

Terri Skjei, *Principal*

## School Plan & Budget for the 2013-2014 School Year

### School Mission Statement

The purpose of View Ridge Elementary School is to provide a challenging curriculum with emphasis on the basic academic skills and the arts, that meets the needs of all students. Through collaboration and continued parental/community involvement, students of all ethnicities will demonstrate confidence and a strong positive mental attitude.

### School Goals

We will use classroom based assessments and the Measurement of Academic Progress data to guide our instruction.  
 Our goals in math are that 90% of students in grade 3 will meet proficiency on the state (Measurement of Student Progress) assessment, 94% in grade 4, and 85% in grade 5. In reading, 90% of students in grade 3 will meet proficiency, 95% in grade 4 and 90% in grade 5.  
 In writing, 90% of 4th grade students will meet proficiency. In science, 91% of our 5th grade students will meet proficiency.  
 In addition, we have a school-wide focus on implementing the Positive Discipline model.

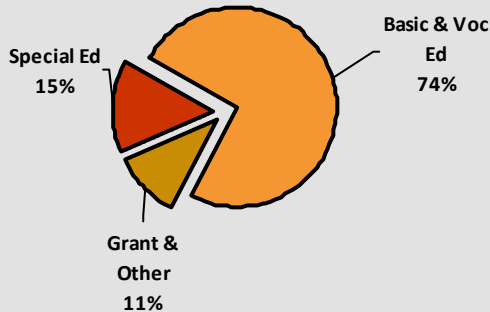
### School Description and Plan to Achieve Goals

View Ridge resides in a lovely neighborhood and is known for housing a variety of programs and services. We are known as the View Ridge Otters. Our school population continues to increase and we continue to address best ways to serve all students. We have a strong and active parent population that works together to support students, staff and families. One of our highlights is a commitment to the arts as celebrated through our Family Arts Nights encompassing a variety of venues featuring art, music, movement, technology and featured artists. Our librarian coordinates visiting authors and our intermediate grades participate in the Writers in the Schools program, working closely with a resident poet. Our PTA sponsors numerous community events and makes significant contributions to the school and staff.

In reading and math, our staff regularly assesses students and uses data to inform instruction. Staff have been trained in Readers and Writers workshop and participate in a variety of professional development opportunities. We are implementing the Positive Discipline model, addressing school climate. We have a school intervention team that closely monitors student progress and provides additional support. We are proud of a high level of sustained academic achievement. The View Ridge staff is highly collaborative and works hard to meet the needs of students.

### Annual Budget Report

2013-2014 Percent of School Funding



All financial data are from the 2013-14 recommended budget.

Total 2013-2014 School Budget:

**\$3,695,679**

Projected 2013-14 Student Enrollment:

**598**

Per-Student Funding:

**\$6,180**

### Invitation to Participate

One of the goals of having School Reports is to support families as critical partners with us in a student's academic success. To get involved, please share this with your friends and neighbors, visit the school, or consider talking to the teacher or principal about joining the school's Building Leadership Team or Parent Teacher Student Association to shape your school's improvement plan.

### District Mission Statement

The mission at Seattle Public Schools is to ensure every student graduates ready for college, career and life.

