



Salmon Bay K-8 School

Jennifer Benkovitz, *Principal*

School Report for the 2012-2013 (Grades K-5)

www.salmonbayschool.org

2012-2013 School Year

Students: 320

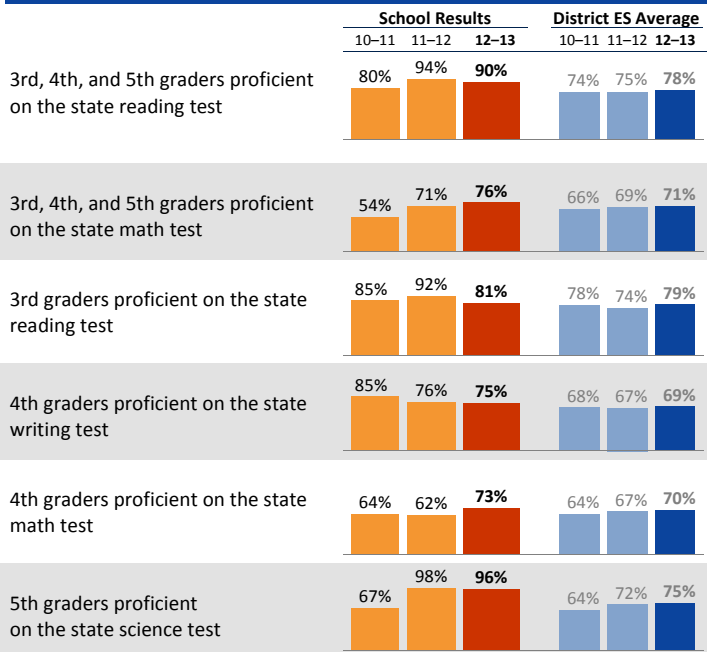
Teachers: 41 # Other Staff: 12

Average class size: 27

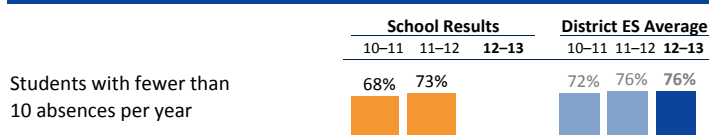
Average daily attendance: 94.9%

Student mobility: 2%

Student Achievement



Attendance



Accountability and School Performance

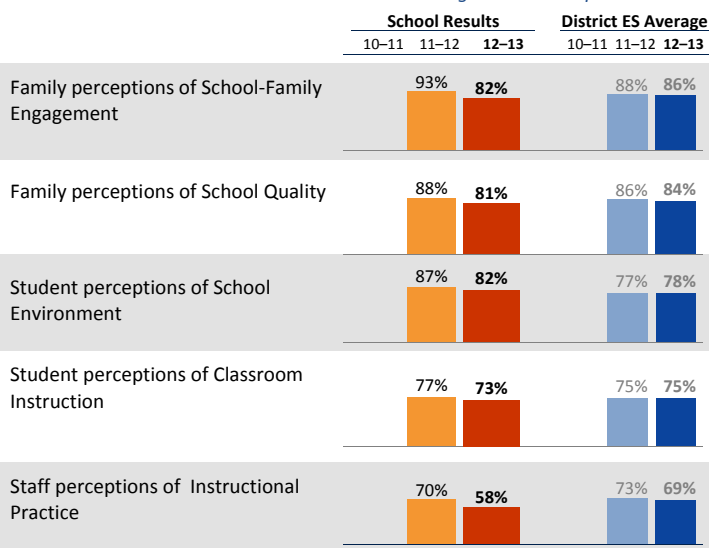
Seattle Public Schools Segmentation Level: **Level 5**

Annual Measurable Objective (AMO) target for Reading: **Below**

Annual Measurable Objective (AMO) target for Math: **Below**

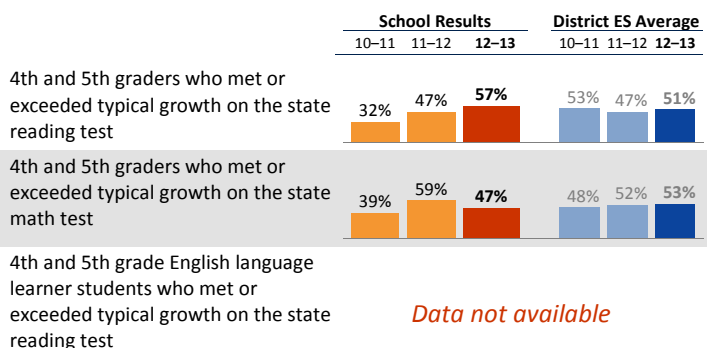
Student, Family, and Staff School Climate Survey

Average Positive Responses



* Families responding to survey: 51%; Students responding to survey: 23%; Staff responding to survey: 91%

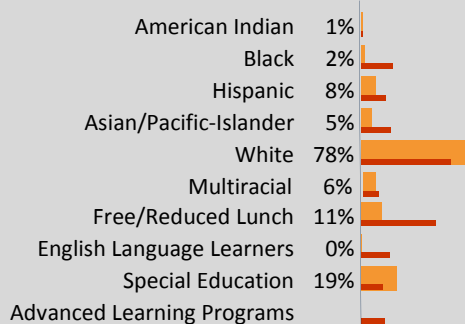
Year-to-Year Growth: Following the Same Students



This measure shows how much growth students have achieved compared to similar students across the state in the same grade level. The overall metric reported is the percentage of students whose growth was average or above (50th to 99th growth percentile) on the state test. Students are compared to other students in the same grade level across the state with similar test scores in previous years.

**Reported results for each survey category equal the average positive responses for a subset of questions. Detailed results can be found on the School Reports and Survey page: http://bit.ly/school_reports

Student Demographics



Data as of October 1, 2012

Student Proficiency on State Tests

School average compared to District elementary school average

	Reading		Mathematics					
	School	District Avg	School	District Avg				
American Indian		53%	↘ 1	40%	↗ 2			
Black		53%	↗ 5	41%	↗ 3			
Hispanic	82%	↗ 7	65%	↗ 6	73%	↗ 14	54%	↗ 6
Asian/Pacific-Islander		79%	↗ 4	78%	↗ 2			
White	91%	↘ 6	90%	↗ 2	77%	↗ 6	84%	↔
Multiracial		81%	↗ 2	74%	↗ 3			
Free/Reduced Lunch	100%	↗ 17	61%	↗ 5	64%	↗ 5	61%	↗ 5
Eng. Lang. Learners		40%	↗ 8	40%	↗ 8			
Special Education	77%	↘ 7	55%	↗ 3	62%	↘ 12	55%	↗ 3
APP or Spectrum		99%	↗ 1	99%	↗ 1			



Salmon Bay K-8 School

Jennifer Benkovitz, *Principal*

School Plan & Budget for the 2013-2014 School Year (Grades K-8)

School Mission Statement

Mission: We empower compassionate, creative and independent thinkers.

Vision: Salmon Bay K-8 will provide all students with a physically and emotionally safe space to engage in challenging, integrated and experiential learning, and will prepare them to become resourceful and responsible citizens in an ever-changing, diverse world.

School Goals

Literacy: By 2014, our proficiency will meet or exceed the 2014 AMO target of 84.1%. *We are revising our sped reading goal because we exceeded our 2014 AMO target goal.

Math: By Spring 2014, our proficiency will meet or exceed the 2014 AMO target of 72%. By Spring 2014, our sped proficiency will meet or exceed the 2014 AMO target of 49.5%. *We are in the process of collecting baseline K/2 data so that we can set reading/math goals for K/2.

School Climate: We are in the process of collecting baseline data so that we can draft a communication goal (teacher/teacher and teacher/family).

School Description and Plan to Achieve Goals

Our strategies are still being revised and updated.

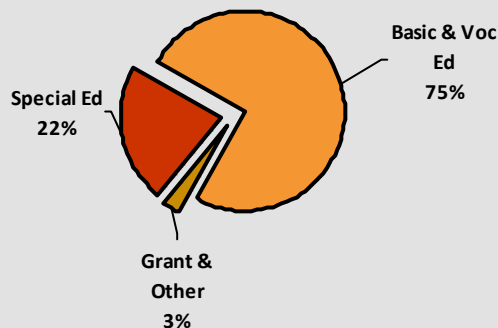
Literacy Strategies: All 6-8th grade students will receive reading instruction through the CTC reading workshop, implemented by highly qualified teachers, using specific, skill targeted strategies. An inclusion model will be implemented with special education, reading support and general education teachers. Struggling readers K-2 will be identified and given pull-out and/or inclusion support in reading to bring them to grade level. This practice will be supported with similar instruction by the classroom teacher.

Math Strategies: Based on observations, and learning styles students will receive both specific skill development and test-taking strategies to develop math skills. Students will be identified who may have "skills gaps" and be given supplemental materials, either in classroom /school day or after school.

Climate Strategy: This is in progress based on our baseline data collection.

Annual Budget Report

2013-2014 Percent of School Funding



All financial data are from the 2013-14 recommended budget.

Total 2013-2014 School Budget:

\$4,362,151

Projected 2013-14 Student Enrollment:

683

Per-Student Funding:

\$6,387

Invitation to Participate

One of the goals of having School Reports is to support families as critical partners with us in a student's academic success. To get involved, please share this with your friends and neighbors, visit the school, or consider talking to the teacher or principal about joining the school's Building Leadership Team or Parent Teacher Student Association to shape your school's improvement plan.

District Mission Statement

The mission at Seattle Public Schools is to ensure every student graduates ready for college, career and life.



Salmon Bay K-8 School

Jennifer Benkovitz, Principal

School Report for the 2012-2013 (Grades 6-8)

www.salmonbayschool.org

2012-2013 School Year

Students: 374

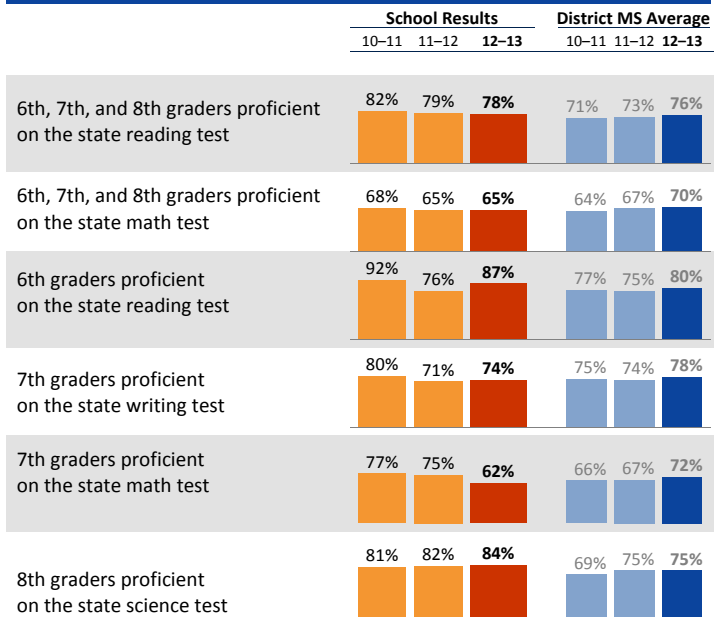
Teachers: 41 # Other Staff: 12

Average class size: 27

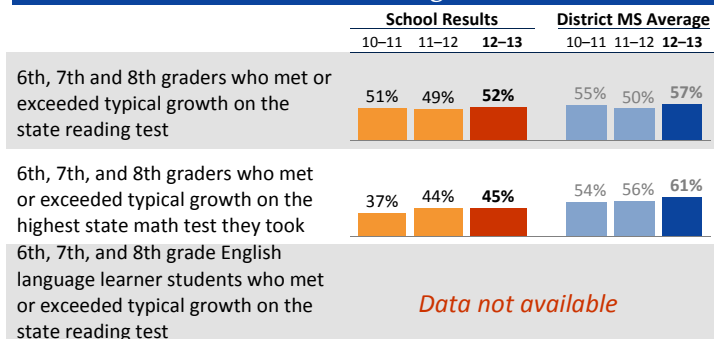
Average daily attendance: 93.9%

Student mobility: 5%

Student Achievement

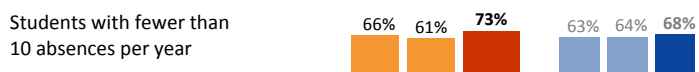


Year-to-Year Growth: Following the Same Students

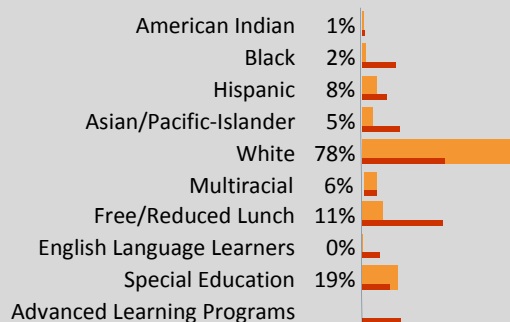


This measure shows how much growth students have achieved compared to similar students across the state in the same grade level. The overall metric reported is the percentage of students whose growth was average or above (50th to 99th growth percentile) on the state test.

Attendance



Student Demographics



Data as of October 1, 2012

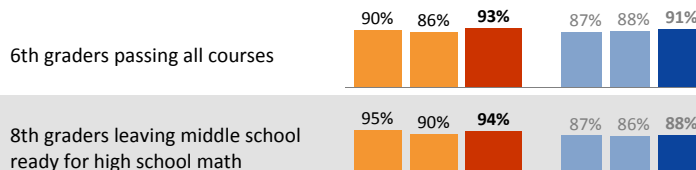
Accountability and School Performance

Seattle Public Schools Segmentation Level: **Level 5**

Annual Measurable Objective (AMO) target for Reading: **Below**

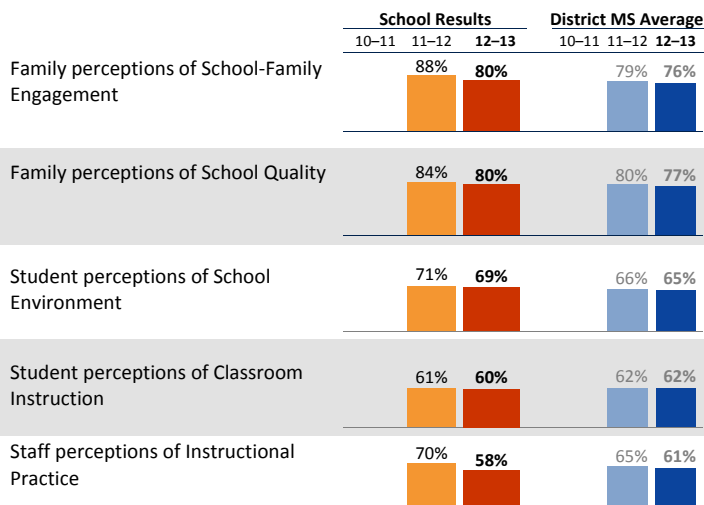
Annual Measurable Objective (AMO) target for Math: **Below**

Prepared for High School Success



Student, Family, and Staff School Climate Survey

Average Positive Responses



* Families responding to survey: 54%; Students responding to survey: 50%; Staff responding to survey: 91%

** Reported results for each survey category equal the average positive responses for a subset of questions. Detailed results can be found on the School Reports and Survey page: http://bit.ly/school_reports

Student Proficiency on State Tests

School average compared to the District middle school average

	Reading		Mathematics	
	School	District Avg	School	District Avg
American Indian		50% ↘ 9	43%	↗ 3
Black		51% ↗ 1	40%	↗ 1
Hispanic	72%	↗ 15	64%	↗ 4
Asian/Pacific-Islander	89%	↗ 9	79%	↗ 3
White	80%	↘ 4	88%	↗ 2
Multiracial	55%	↗ 5	81%	↗ 3
Free/Reduced Lunch	59%	↘ 8	55%	↘ 20
Eng. Lang. Learners	30%	↗ 5	48%	↗ 7
Special Education	52%	↘ 3	60%	↗ 3
APP or Spectrum	99%	↔	37%	↗ 1
			99%	↔



Salmon Bay K-8 School

Jennifer Benkovitz, *Principal*

School Plan & Budget for the 2013-2014 School Year (Grades K-8)

School Mission Statement

Mission: We empower compassionate, creative and independent thinkers.

Vision: Salmon Bay K-8 will provide all students with a physically and emotionally safe space to engage in challenging, integrated and experiential learning, and will prepare them to become resourceful and responsible citizens in an ever-changing, diverse world.

School Goals

Literacy: By 2014, our proficiency will meet or exceed the 2014 AMO target of 84.1%. *We are revising our sped reading goal because we exceeded our 2014 AMO target goal.

Math: By Spring 2014, our proficiency will meet or exceed the 2014 AMO target of 72%. By Spring 2014, our sped proficiency will meet or exceed the 2014 AMO target of 49.5%. *We are in the process of collecting baseline K/2 data so that we can set reading/math goals for K/2.

School Climate: We are in the process of collecting baseline data so that we can draft a communication goal (teacher/teacher and teacher/family).

School Description and Plan to Achieve Goals

Our strategies are still being revised and updated.

Literacy Strategies: All 6-8th grade students will receive reading instruction through the CTC reading workshop, implemented by highly qualified teachers, using specific, skill targeted strategies.

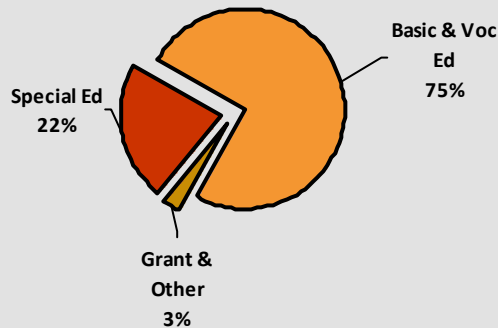
An inclusion model will be implemented with special education, reading support and general education teachers. Struggling readers K-2 will be identified and given pull-out and/or inclusion support in reading to bring them to grade level. This practice will be supported with similar instruction by the classroom teacher.

Math Strategies: Based on observations, and learning styles students will receive both specific skill development and test-taking strategies to develop math skills. Students will be identified who may have "skills gaps" and be given supplemental materials, either in classroom /school day or after school.

Climate Strategy: This is in progress based on our baseline data collection.

Annual Budget Report

2013-2014 Percent of School Funding



All financial data are from the 2013-14 recommended budget.

Total 2013-2014 School Budget:

\$4,362,151

Projected 2013-14 Student Enrollment:

683

Per-Student Funding:

\$6,387

Invitation to Participate

One of the goals of having School Reports is to support families as critical partners with us in a student's academic success. To get involved, please share this with your friends and neighbors, visit the school, or consider talking to the teacher or principal about joining the school's Building Leadership Team or Parent Teacher Student Association to shape your school's improvement plan.

District Mission Statement

The mission at Seattle Public Schools is to ensure every student graduates ready for college, career and life.