



# Roxhill Elementary

Sahnica Washington, Principal

## School Report for the 2012–2013 School Year

<http://roxhilles.seattleschools.org/>

2012-2013 School Year

# Students: 368

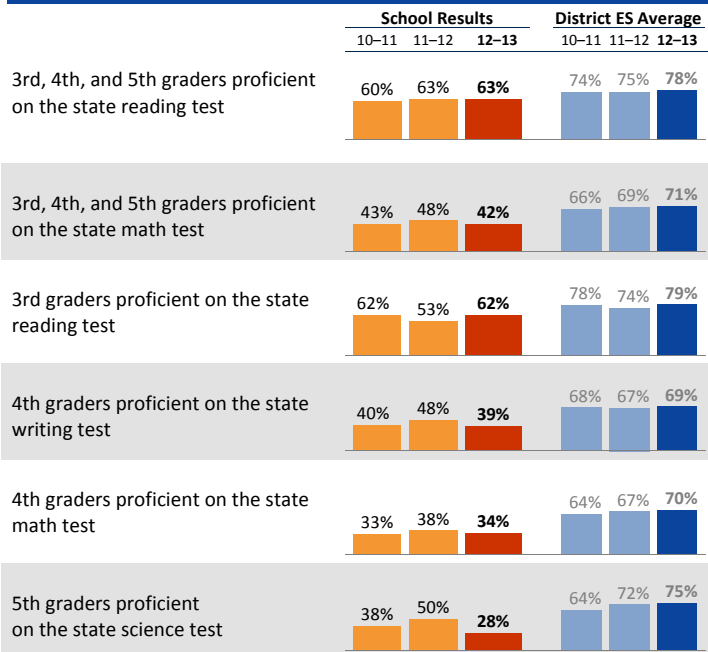
# Teachers: 32 # Other Staff: 15

Average class size: 23

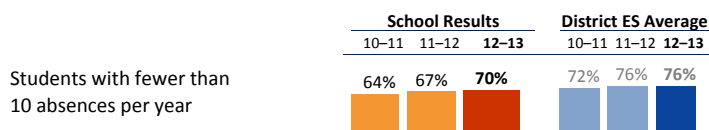
Average daily attendance: 94.6%

Student mobility: 13%

### Student Achievement



### Attendance



### Accountability and School Performance

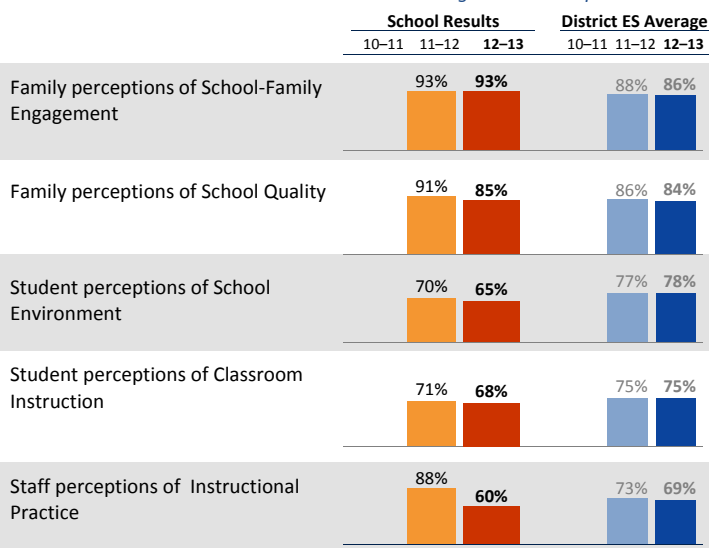
Seattle Public Schools Segmentation Level: **Level 1**

Annual Measurable Objective (AMO) target for Reading: **Below**

Annual Measurable Objective (AMO) target for Math: **Below**

### Student, Family, and Staff School Climate Survey

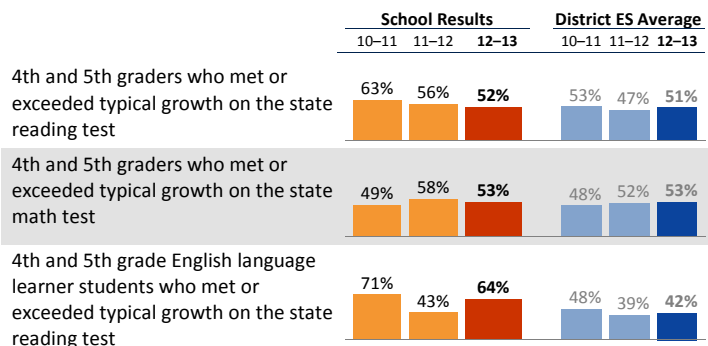
Average Positive Responses



\* Families responding to survey: 20%; Students responding to survey: 30%; Staff responding to survey: 94%


\*\*Reported results for each survey category equal the average positive responses for a subset of questions. Detailed results can be found on the School Reports and Survey page: [http://bit.ly/school\\_reports](http://bit.ly/school_reports)

### Year-to-Year Growth: Following the Same Students



This measure shows how much growth students have achieved compared to similar students across the state in the same grade level. The overall metric reported is the percentage of students whose growth was average or above (50th to 99th growth percentile) on the state test. Students are compared to other students in the same grade level across the state with similar test scores in previous years.

### Student Demographics



Data as of October 1, 2012

### Student Proficiency on State Tests

School average compared to District elementary school average

	Reading		Mathematics					
	School	District Avg	School	District Avg				
American Indian		53%	↘ 1	40%	↗ 2			
Black	48%	↘ 2	53%	↗ 5	25%	↘ 14	41%	↗ 3
Hispanic	74%	↗ 9	65%	↗ 6	49%	↗ 2	54%	↗ 6
Asian/Pacific-Islander	57%	↘ 9	79%	↗ 4	50%	↘ 12	78%	↗ 2
White	88%	↗ 1	90%	↗ 2	65%	↘ 4	84%	↔
Multiracial		81%	↗ 2		74%	↗ 3		
Free/Reduced Lunch	61%	↗ 1	61%	↗ 5	41%	↘ 4	61%	↗ 5
Eng. Lang. Learners	47%	↘ 6	40%	↗ 8	24%	↘ 10	40%	↗ 8
Special Education	44%	↘ 12	55%	↗ 3	16%	↘ 3	55%	↗ 3
APP or Spectrum		99%	↗ 1		99%	↗ 1		



# Roxhill Elementary

Sahnica Washington, *Principal*

## School Plan & Budget for the 2013-2014 School Year

### School Mission Statement

Roxhill Elementary, a full service community school, fosters a climate of compassion, academic excellence, problem solving, creativity, and cultural awareness where the school, families, and the community are working together for the social, emotional, physical, and intellectual development of each child.

### School Goals

65% of 3rd- 5th grade students will be proficient on the Math MSP test in May 2013.

70 % of 4th- 5th grade students will be proficient on the Reading MSP test in May 2013.

60% of ELL students meet or exceed typical growth on the MAP reading assessment in Spring 2013.

75% of our K-5th grade students will have fewer than 5 absences (excused or unexcused) in the first trimester and second trimester.

### School Description and Plan to Achieve Goals

During the 2012-13 school year, in collaboration with staff and families, we became a full service community school. A full service community school is both a place and a set of partnerships between the school and other community resources. Its integrated focus on academics, health and social services, youth and community development and community engagement leads to improved student learning, stronger families and healthier communities. This is not a program, but rather a collaborative approach to supporting student success. It is not just a set of services, but rather, a different way of doing business, one in which all stakeholders are in authentic relationships and have a shared vision for success. At Roxhill, we have the Families and Education Levy and Collaborative Schools for Innovation and Success Grant. These opportunities enable us to work in partnership with the University of Washington, Communities in Schools, City Year, Neighborcare and other community partners to provide comprehensive, wrap-around support for our students and families.

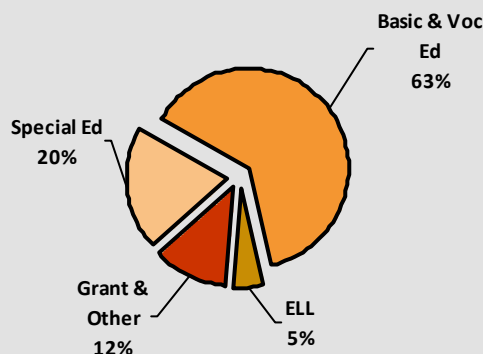
**READING & WRITING:** Implementation of Readers and Writers Workshop aligned to CCSS.

**MATH:** With support from UW, teachers participate in job-embedded professional development (Math Labs) to elicit and respond to students' mathematical contributions toward deep conceptual understanding and orienting students to one another's ideas through number talks and discussion.

**EXTENDED LEARNING:** Team Read, City Year before/after school programs, SCORES, Math AllStars, Invest in Youth, UTSS, and Saturday Academy.

### Annual Budget Report

2013-2014 Percent of School Funding



*All financial data are from the 2013-14 recommended budget.*

Total 2013-2014 School Budget:

**\$3,452,844**

Projected 2013-14 Student Enrollment:

**369**

Per-Student Funding:

**\$9,357**

### Invitation to Participate

Roxhill is committed to building relationships with families as partners with us in their child's success. We invite you to come to our weekly Parent Coffee Hour, Thursdays 9:00-10:00 a.m. in the Family Resource Room or join our PTA on the second Monday evening of the month.

### District Mission Statement

The mission at Seattle Public Schools is to ensure every student graduates ready for college, career and life.

