



Rainier Beach High School

Dwane Chappelle, Principal

School Report for the 2012–2013 School Year

<http://rainierbeachhs.seattleschools.org/>

2012-2013 School Year

Students: 407

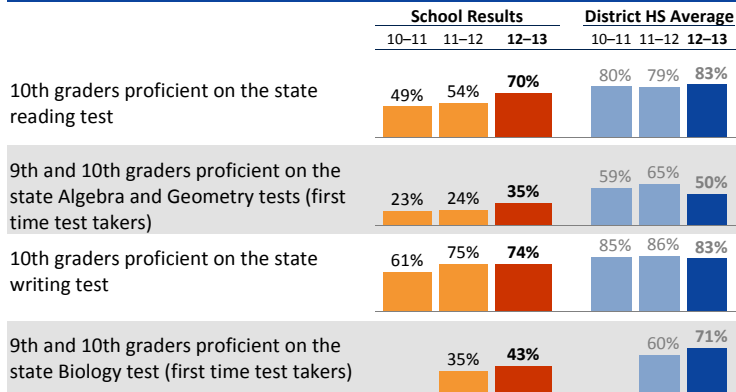
Teachers: 32 # Other Staff: 22

Average class size: 17

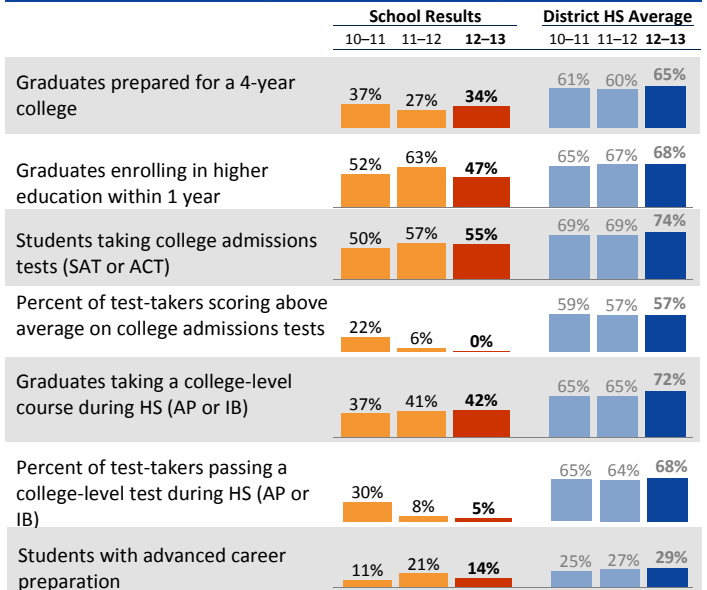
Average daily attendance: 82.5%

Student mobility: 31%

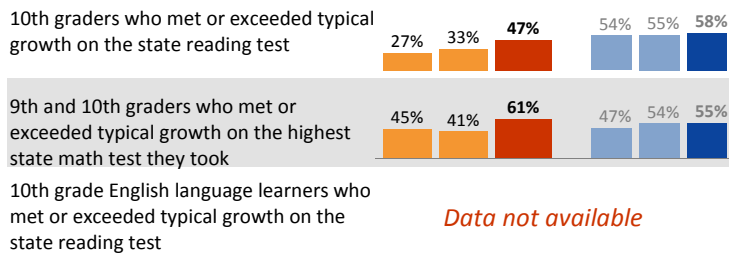
Student Achievement



College and Career Ready

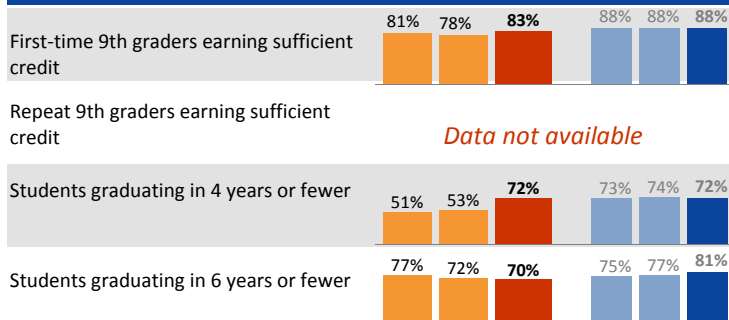


Year-to-Year Growth: Following the Same Students

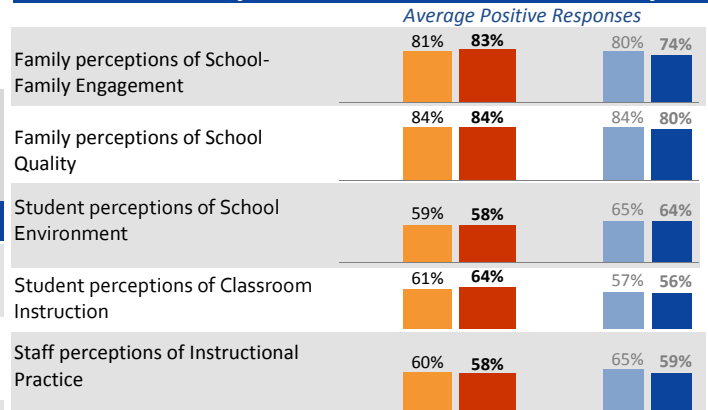


This measure shows how much growth students have achieved compared to similar students across the state in the same grade level. The overall metric reported is the percentage of students whose growth was average or above (50th to 99th growth percentile) on the state test.

On-Track for Graduation



Student, Family, and Staff School Climate Survey



* Families responding to survey: 9%; Students responding to survey: 33%; Staff responding to survey: 44%

**Reported results for each survey category equal the average positive responses for a subset of questions. Detailed results can be found here: http://bit.ly/school_reports

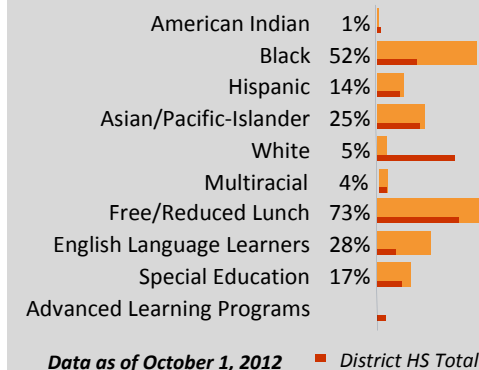
Attendance



Accountability and School Performance

Seattle Public Schools Segmentation Level: **Level 2**
 Annual Measurable Objective (AMO) target for Reading: **On/Above**
 Annual Measurable Objective (AMO) target for Math: **On/Above**

Student Demographics



Student Proficiency on State Tests

School average compared to District high school average

	Reading		Mathematics	
	School	District Avg	School	District Avg
American Indian		78% ↗24	51%	↘1
Black	65%	↗22	68%	↗10
Hispanic		75%	28%	↗20
Asian/Pacific-Islander	75%	↗12	82%	↗3
White		93%	60%	↗8
Multiracial		85%	77%	↗1
Free/Reduced Lunch	69%	↗17	73%	↗7
Eng. Lang. Learners	31%	↗16	30%	↘3
Special Education		56%	8%	↗8
APP or Spectrum		99%	99%	↘1



Rainier Beach High School

Dwane Chappelle, *Principal*

School Plan & Budget for the 2013-2014 School Year

School Mission Statement

To empower our students to become life-long learners, through the support of family, staff and community, to excel academically and creatively in a multicultural world!

School Goals

75.7% of 9th and 10th grade students taking the end of course assessments for the first time in Algebra or Geometry will pass the assessment . This reflects an increase from 35.7% in 2011/12. Reading HSPE scores will increase from 70.2% in 2012/13 to 80.2% in 2013/14 for first time test takers.

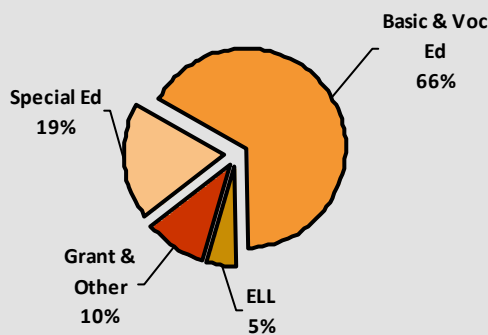
School Description and Plan to Achieve Goals

Reading: Teachers will use Reading Apprenticeship strategies that include building a toolkit of reading strategies to employ before, during, and after reading to increase access to prior knowledge and enhance comprehension of complex texts. Teachers will teach reading across the curriculum and align their curriculum maps with the Common Core State Standards adopted by Washington State in Language Arts, Social Studies, Science and Technical Subjects. Teachers will work with literacy coaches from the Office of the Superintendent of Public Instruction to improve the level of academic engagement of students in all classes. Students reading below grade level will access Read 180 and System 44 curriculum in addition to their Language Arts class to bring them to grade level. Students who are taking the state HSPE for the first time, and reading close to grade level will access additional support in Saturday academies, where they will be taught targeted reading strategies by experienced, certificated teachers. Teachers will give benchmark assessments to gage the success of their instruction and to plan next steps.

Math: Teachers will use Seattle Schools curricula to provide contextualize, hands-on instruction in mathematics at grade level. Math coaches from the Office of the Superintendent of Public Instruction will also provide coaching to increase teacher effectiveness in using intentional pedagogy. Students currently performing below grade level will access support classes in addition to their regular math class. Students who are taking EOCs for the first time and performing close to grade level will receive additional targeted instruction in Academic Success as well as Saturday academies taught by experienced, certificated teachers. Teachers will adjust curriculum maps to reflect Common Core State Standards and Washington Essential Academic Learning Requirements to begin the transition to new assessments by 2014. Teachers will analyze monthly benchmark assessments to gage the effectiveness of instruction and to plan next steps.

Annual Budget Report

2013-2014 Percent of School Funding



All financial data are from the 2013-14 recommended budget.

Total 2013-2014 School Budget:

\$3,969,465

Projected 2013-14 Student Enrollment:

404

Per-Student Funding:

\$9,825

Invitation to Participate

One of the goals of having School Reports is to support families as critical partners with us in a student's academic success. To get involved, please share this with your friends and neighbors, visit the school, or consider talking to the teacher or principal about joining the school's Building Leadership Team or Parent Teacher Student Association to shape your school's improvement plan.

District Mission Statement

The mission at Seattle Public Schools is to ensure every student graduates ready for college, career and life.