



Queen Anne Elementary

David Elliott, Principal

School Report for the 2012–2013 School Year

<http://www.queenanneelementary.com/>

2012-2013 School Year

Students: 279

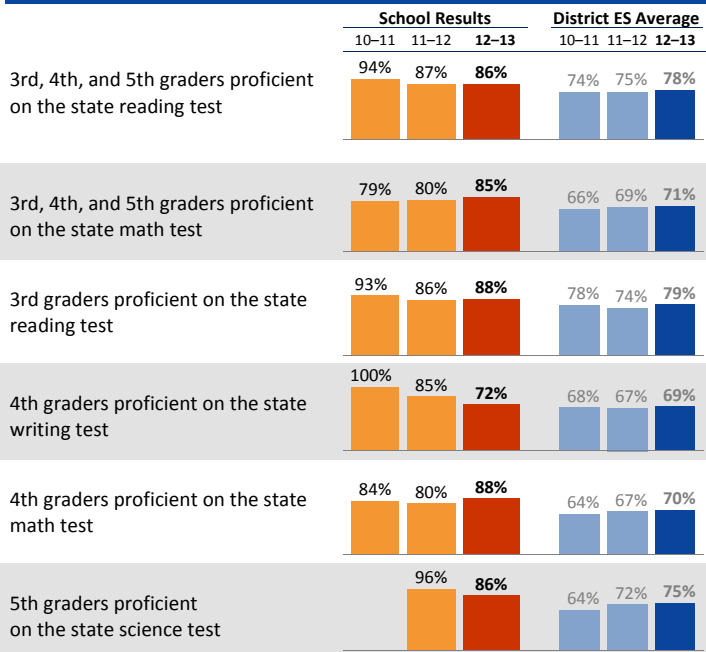
Teachers: 17 # Other Staff: 5

Average class size: 25

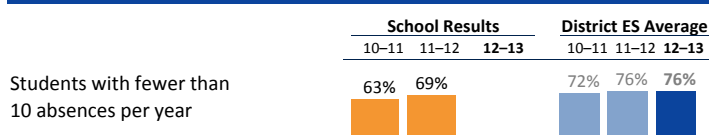
Average daily attendance: 95.5%

Student mobility: 2%

Student Achievement



Attendance



Accountability and School Performance

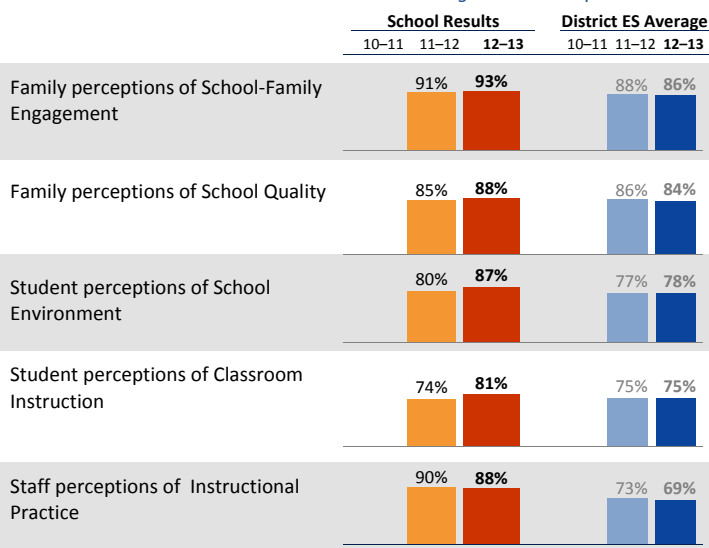
Seattle Public Schools Segmentation Level: **Level 5**

Annual Measurable Objective (AMO) target for Reading: **Below**

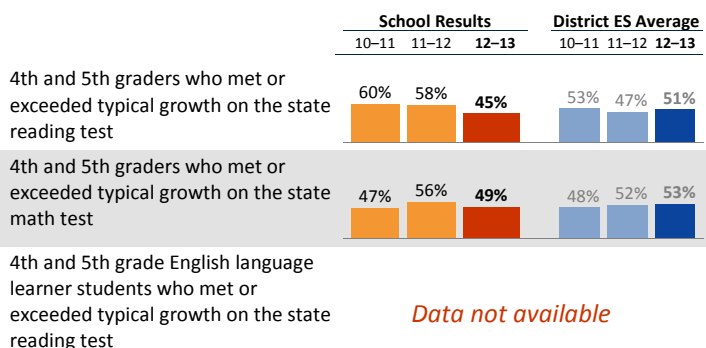
Annual Measurable Objective (AMO) target for Math: **On/Above**

Student, Family, and Staff School Climate Survey

Average Positive Responses



Year-to-Year Growth: Following the Same Students

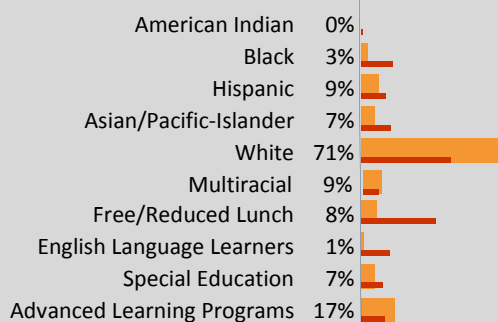


This measure shows how much growth students have achieved compared to similar students across the state in the same grade level. The overall metric reported is the percentage of students whose growth was average or above (50th to 99th growth percentile) on the state test. Students are compared to other students in the same grade level across the state with similar test scores in previous years.

* Families responding to survey: 46%; Students responding to survey: 23%; Staff responding to survey: 73%

**Reported results for each survey category equal the average positive responses for a subset of questions. Detailed results can be found on the School Reports and Survey page: http://bit.ly/school_reports

Student Demographics



Student Proficiency on State Tests

School average compared to District elementary school average

	Reading		Mathematics			
	School	District Avg	School	District Avg		
American Indian		53%	↘ 1	40%	↗ 2	
Black		53%	↗ 5	41%	↗ 3	
Hispanic		65%	↗ 6	54%	↗ 6	
Asian/Pacific-Islander		79%	↗ 4	78%	↗ 2	
White	85%	↘ 9	90%	↗ 2	84%	↘ 1
Multiracial		81%	↗ 2	74%	↗ 3	
Free/Reduced Lunch		61%	↗ 5	61%	↗ 5	
Eng. Lang. Learners		40%	↗ 8	40%	↗ 8	
Special Education	54%	↗ 3	69%	↗ 3	55%	↗ 3
APP or Spectrum		99%	↗ 1	99%	↗ 1	



Queen Anne Elementary

David Elliott, *Principal*

School Plan & Budget for the 2013-2014 School Year

School Mission Statement

In our "Envisioning" process we developed "Five Pillars" that define our work as we build a brand new school. They are: We are self-directed learners; We encourage each other to think critically and learn more ; We are concerned, confident and compassionate citizens of the world, We learn everywhere, we learn together; We are creative.

School Goals

In our second year of Project Based Learning (PBL) implementation we spent two days during the summer developing school-wide goals for student learning. We incorporated our Pillars into this work as we defined what we believe self-directed learners look like, how we can develop creativity and young citizens of the world. That is a primary goal this year along with our commitment to Positive Discipline and Social Emotional Learning (SEL). We believe success in life is not simply a result of academic learning but that resiliency, determination, communication skills, collaboration skills, digital literacy and much more are critical to that success.

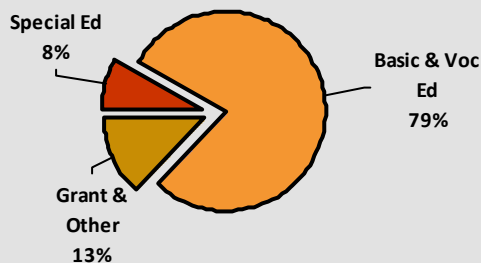
School Description and Plan to Achieve Goals

LITERACY: We will use the Readers/Writers Workshop model, incorporating a mini-lesson, independent work and guided reading groups. Students will read Just Right books, receive support from our librarian to choose those books and we will educate our parent population to support that leveled reading at home. Our primary staff also used the Daily 5 materials in this area. We have invested in several online resources that will provide support for our readers of all levels. Those include: Reading A-Z, Raz Kids, A Story Before Bed, Accelerated Reader and a wide variety of vocabulary apps for student iPads. All our mobile devices have the ability to record and track student fluency, a model proven effective by the Cupertino School District. We always strive to build a love of reading by students who get lost in books whether they are print or electronic.

MATH: We have spent time researching the Common Core Standards and are planning our math instruction with those standards as our guide. We have invested in ReThink Mathematics and My Math to support and in some areas, supplant, the EDM curriculum. Staff will also make use of a variety of online resources; DreamBox, XTRA Math, Kahn Academy, STMath, a variety of iPad and iPod apps and various community math resources to engage and challenge all students. We are always investigating new print and online resources as we strive to differentiate, challenge and support every student.

Annual Budget Report

2013-2014 Percent of School Funding



All financial data are from the 2013-14 recommended budget.

Total 2013-2014 School Budget:

\$1,892,499

Projected 2013-14 Student Enrollment:

337

Per-Student Funding:

\$5,616

Invitation to Participate

One of the goals of having School Reports is to support families as critical partners with us in a student's academic success. To get involved, please share this with your friends and neighbors, visit the school, or consider talking to the teacher or principal about joining the school's Building Leadership Team or Parent Teacher Student Association to shape your school's improvement plan.

District Mission Statement

The mission at Seattle Public Schools is to ensure every student graduates ready for college, career and life.

