



Pinehurst K-8

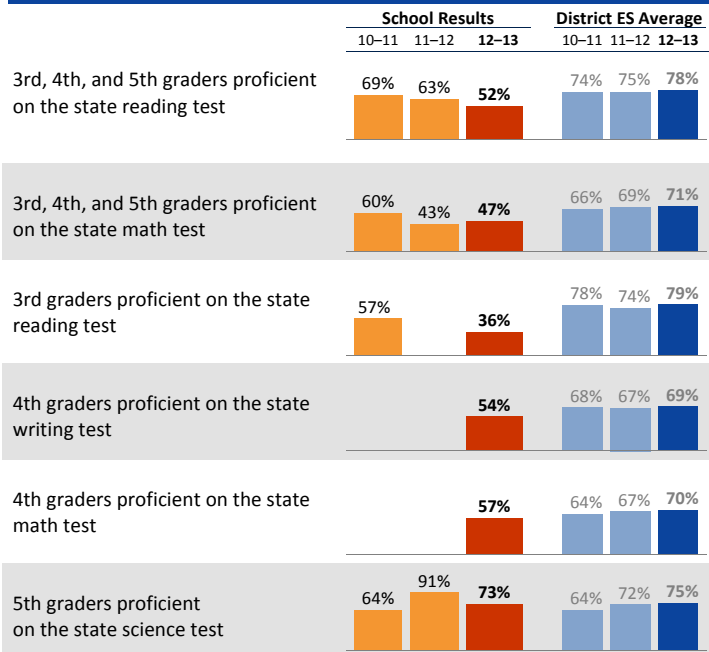
Roy Merca, Principal

School Report for the 2012-2013 (Grades K-5)

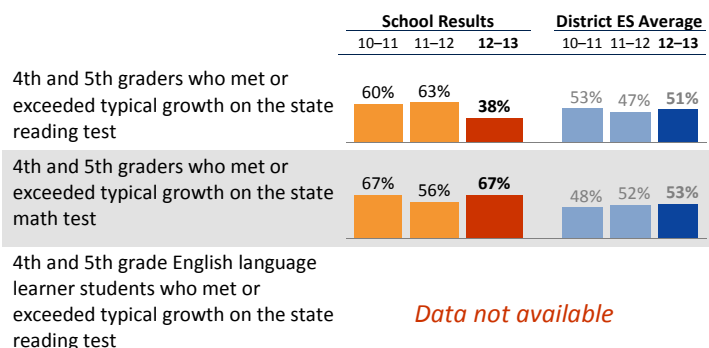
<http://pinehurstk8.seattleschools.org/>

2012-2013 School Year
 # Students: 82
 # Teachers: 13 # Other Staff: 10
 Average class size: 22
 Average daily attendance: 94.1%
 Student mobility: 32%

Student Achievement




Year-to-Year Growth: Following the Same Students

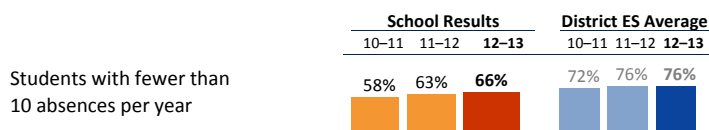


This measure shows how much growth students have achieved compared to similar students across the state in the same grade level. The overall metric reported is the percentage of students whose growth was average or above (50th to 99th growth percentile) on the state test. Students are compared to other students in the same grade level across the state with similar test scores in previous years.

Student Demographics



Attendance



Accountability and School Performance

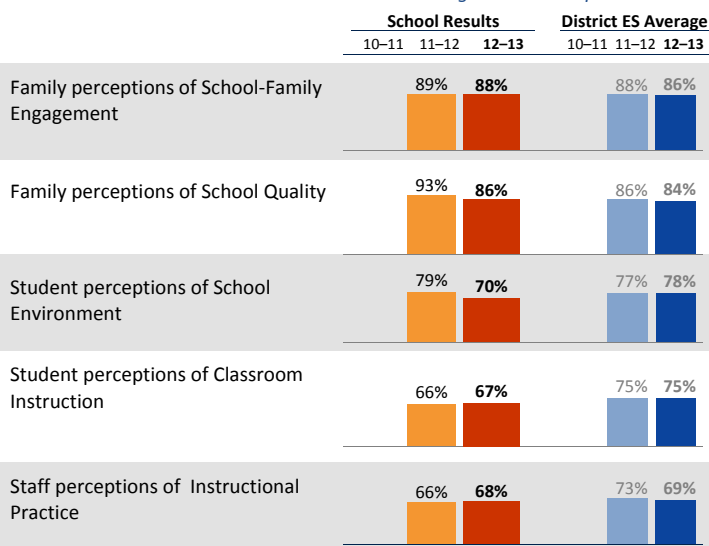
Seattle Public Schools Segmentation Level: **Level 3**

Annual Measurable Objective (AMO) target for Reading: **Below**

Annual Measurable Objective (AMO) target for Math: **Below**

Student, Family, and Staff School Climate Survey

Average Positive Responses



* Families responding to survey: 30%; Students responding to survey: 26%; Staff responding to survey: 96%

**Reported results for each survey category equal the average positive responses for a subset of questions. Detailed results can be found on the School Reports and Survey page: http://bit.ly/school_reports

Student Proficiency on State Tests

School average compared to District elementary school average

	Reading		Mathematics					
	School	District Avg	School	District Avg				
American Indian		53%	↘ 1	40%	↗ 2			
Black		53%	↗ 5	41%	↗ 3			
Hispanic		65%	↗ 6	54%	↗ 6			
Asian/Pacific-Islander		79%	↗ 4	78%	↗ 2			
White	76%	↗ 6	90%	↗ 2	71%	↗ 18	84%	↔
Multiracial		81%	↗ 2	74%	↗ 3			
Free/Reduced Lunch	41%	↘ 19	61%	↗ 5	39%	↗ 6	61%	↗ 5
Eng. Lang. Learners		40%	↗ 8	40%	↗ 8			
Special Education	8%		55%	↗ 3	8%		55%	↗ 3
APP or Spectrum		99%	↗ 1	99%	↗ 1			



Pinehurst K-8

Roy Merca, *Principal*

School Plan & Budget for the 2013-2014 School Year (Grades K-8)

School Mission Statement

Pinehurst K-8 is a creative, holistic, experiential learning environment which nurtures respect, self discovery, and integrity, preparing the whole child to engage our global community.

School Goals

We will increase the percentage of students proficient on the state math test from 40% to 60% for 3rd grade, from 44% to 55% for 4th grade, from 45% to 55% for 5th grade, from 53% to 65% for 6th grade, from 47% to 55% for 7th grade, and 48% to 55% for 8th grade.

We will increase the percentage of students proficient on the state reading test from 80% to 80% for 3rd grade, 33% to 50% for 4th grade, 72% to 72% for 5th grade, and 64% to 70% for 6th-8th grade students.

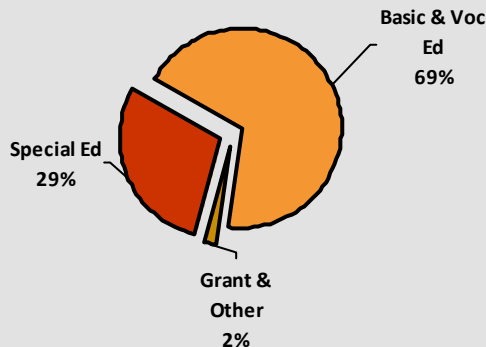
School Description and Plan to Achieve Goals

READING: Teachers will use the Daily 5 as we move towards a balanced literacy program to aide students in developing stamina and independence during RW. Teachers will arrange support of struggling readers using tutors during the school day and before/after school. Teachers will use Guided Reading to give small group instruction during Readers Workshop to differentiate reading instruction in the classroom Teachers will use Reading Logs with students to see reading growth and set reading goals. Each Title 1 and special education student will have an I-Ready account. This account will track their progress and provide teacher supplemental support in math and reading. All students will have access to UW Pipeline tutors during the week.

MATH: Students will be provided with extra teacher instruction time. We will be using MSSP money to fund the instructors. Teaching staff will hold weekly collaboration meetings. Teachers will be interviewing students to pin point their mathematical understandings and difficulties so teachers can focus on their needs. K-8 students will have access to Math Khan academy. Students will take the math MAP in the Fall and Spring 2013-14. Teachers and administration will analyze student thinking upon ending the unit assessment. Each Title 1 and special education students will have an I-Ready account. This account will track their progress and provide teacher supplemental support in math and reading. All students will have access to UW Pipeline tutors during the week.

Annual Budget Report

2013-2014 Percent of School Funding



All financial data are from the 2013-14 recommended budget.

Total 2013-2014 School Budget:

\$1,480,659

Projected 2013-14 Student Enrollment:

125

Per-Student Funding:

\$11,845

Invitation to Participate

One of the goals of having School Reports is to support families as critical partners with us in a student's academic success. To get involved, please share this with your friends and neighbors, visit the school, or consider talking to the teacher or principal about joining the school's Building Leadership Team or Parent Teacher Student Association to shape your school's improvement plan.

District Mission Statement

The mission at Seattle Public Schools is to ensure every student graduates ready for college, career and life.



Pinehurst K-8

Roy Merca, Principal

School Report for the 2012-2013 (Grades 6-8)

<http://pinehurstk8.seattleschools.org/>

2012-2013 School Year

Students: 66

Teachers: 13 # Other Staff: 10

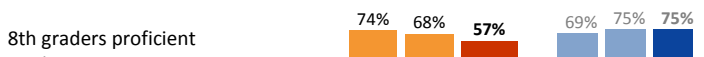
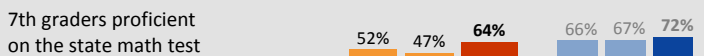
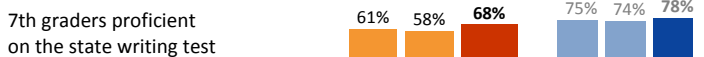
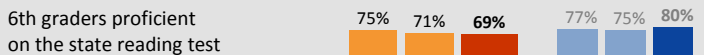
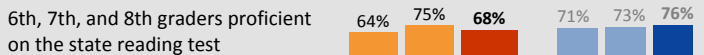
Average class size: 21

Average daily attendance: 92.1%

Student mobility: 12%

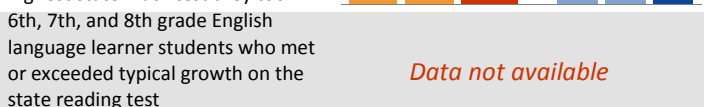
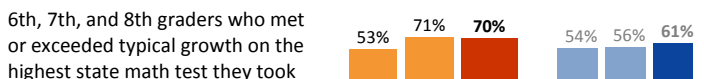
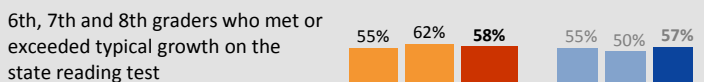
Student Achievement

	School Results			District MS Average		
	10-11	11-12	12-13	10-11	11-12	12-13



Year-to-Year Growth: Following the Same Students

	School Results			District MS Average		
	10-11	11-12	12-13	10-11	11-12	12-13

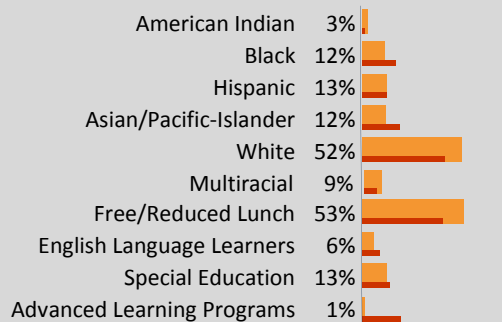


This measure shows how much growth students have achieved compared to similar students across the state in the same grade level. The overall metric reported is the percentage of students whose growth was average or above (50th to 99th growth percentile) on the state test.

Attendance



Student Demographics



Data as of October 1, 2012

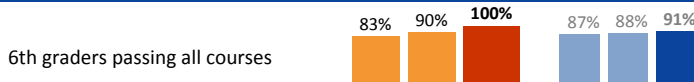
Accountability and School Performance

Seattle Public Schools Segmentation Level: **Level 3**

Annual Measurable Objective (AMO) target for Reading: **Below**

Annual Measurable Objective (AMO) target for Math: **Below**


Prepared for High School Success



Student, Family, and Staff School Climate Survey

Average Positive Responses

	School Results			District MS Average		
	10-11	11-12	12-13	10-11	11-12	12-13



* Families responding to survey: 30%; Students responding to survey: 100%; Staff responding to survey: 96%

**Reported results for each survey category equal the average positive responses for a subset of questions. Detailed results can be found on the School Reports and Survey page: http://bit.ly/school_reports

Student Proficiency on State Tests

School average compared to the District middle school average

	Reading		Mathematics	
	School	District Avg	School	District Avg
American Indian		50% ↘ 9	43%	↗ 3
Black		51%	↗ 1	40%
Hispanic		64%	↗ 4	55%
Asian/Pacific-Islander		79%	↗ 3	82%
White	78%	↘ 9	88%	↗ 2
Multiracial		81%	↗ 3	64%
Free/Reduced Lunch	61%	↗ 3	60%	↗ 3
Eng. Lang. Learners		30%	↗ 5	39%
Special Education	29%	↘ 9	47%	↗ 3
APP or Spectrum		99%	↔	99%



Pinehurst K-8

Roy Merca, *Principal*

School Plan & Budget for the 2013-2014 School Year (Grades K-8)

School Mission Statement

Pinehurst K-8 is a creative, holistic, experiential learning environment which nurtures respect, self discovery, and integrity, preparing the whole child to engage our global community.

School Goals

We will increase the percentage of students proficient on the state math test from 40% to 60% for 3rd grade, from 44% to 55% for 4th grade, from 45% to 55% for 5th grade, from 53% to 65% for 6th grade, from 47% to 55% for 7th grade, and 48% to 55% for 8th grade.

We will increase the percentage of students proficient on the state reading test from 80% to 80% for 3rd grade, 33% to 50% for 4th grade, 72% to 72% for 5th grade, and 64% to 70% for 6th-8th grade students.

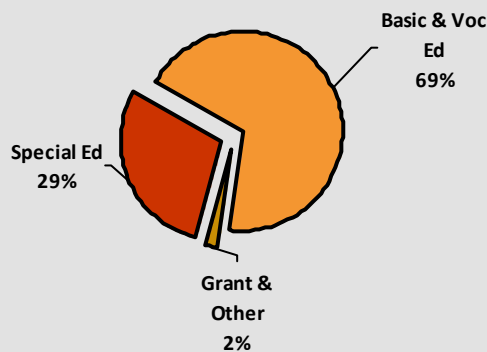
School Description and Plan to Achieve Goals

READING: Teachers will use the Daily 5 as we move towards a balanced literacy program to aide students in developing stamina and independence during RW. Teachers will arrange support of struggling readers using tutors during the school day and before/after school. Teachers will use Guided Reading to give small group instruction during Readers Workshop to differentiate reading instruction in the classroom Teachers will use Reading Logs with students to see reading growth and set reading goals. Each Title 1 and special education student will have an I-Ready account. This account will track their progress and provide teacher supplemental support in math and reading. All students will have access to UW Pipeline tutors during the week.

MATH: Students will be provided with extra teacher instruction time. We will be using MSSP money to fund the instructors. Teaching staff will hold weekly collaboration meetings. Teachers will be interviewing students to pin point their mathematical understandings and difficulties so teachers can focus on their needs. K-8 students will have access to Math Khan academy. Students will take the math MAP in the Fall and Spring 2013-14. Teachers and administration will analyze student thinking upon ending the unit assessment. Each Title 1 and special education students will have an I-Ready account. This account will track their progress and provide teacher supplemental support in math and reading. All students will have access to UW Pipeline tutors during the week.

Annual Budget Report

2013-2014 Percent of School Funding



All financial data are from the 2013-14 recommended budget.

Total 2013-2014 School Budget:

\$1,480,659

Projected 2013-14 Student Enrollment:

125

Per-Student Funding:

\$11,845

Invitation to Participate

One of the goals of having School Reports is to support families as critical partners with us in a student's academic success. To get involved, please share this with your friends and neighbors, visit the school, or consider talking to the teacher or principal about joining the school's Building Leadership Team or Parent Teacher Student Association to shape your school's improvement plan.

District Mission Statement

The mission at Seattle Public Schools is to ensure every student graduates ready for college, career and life.