



# Olympic View Elementary

Sandra Powell, Principal

## School Report for the 2012–2013 School Year

<http://olympicviews.seattleschools.org/>

2012-2013 School Year

# Students: 481

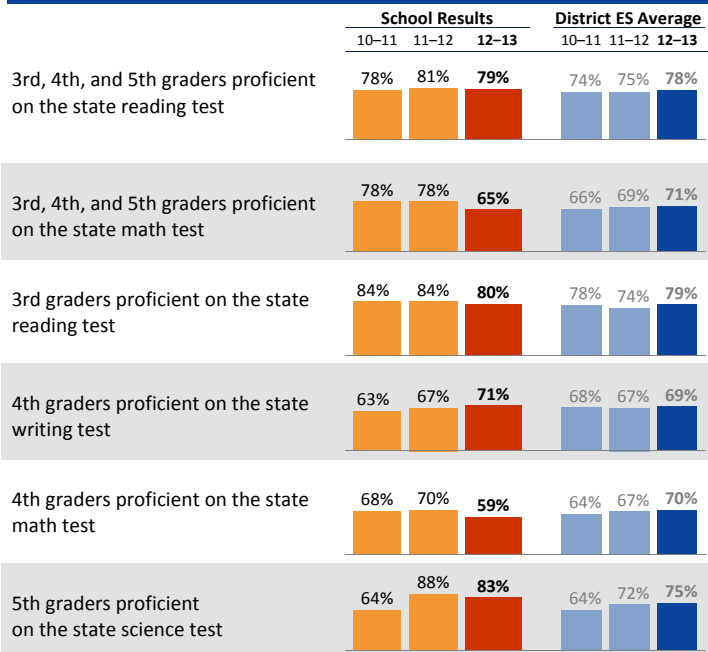
# Teachers: 32 # Other Staff: 11

Average class size: 24

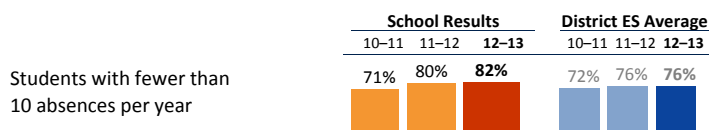
Average daily attendance: 96.3%

Student mobility: 13%

### Student Achievement



### Attendance



### Accountability and School Performance

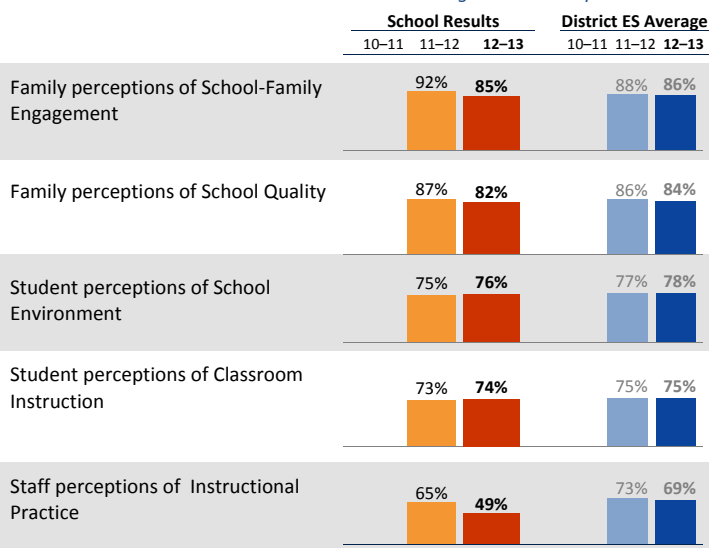
Seattle Public Schools Segmentation Level: **Level 4**

Annual Measurable Objective (AMO) target for Reading: **Below**

Annual Measurable Objective (AMO) target for Math: **Below**

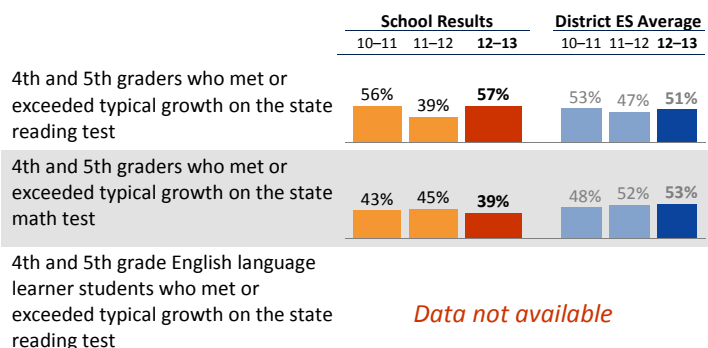
### Student, Family, and Staff School Climate Survey

Average Positive Responses



\* Families responding to survey: 30%; Students responding to survey: 46%; Staff responding to survey: 88%


### Year-to-Year Growth: Following the Same Students



This measure shows how much growth students have achieved compared to similar students across the state in the same grade level. The overall metric reported is the percentage of students whose growth was average or above (50th to 99th growth percentile) on the state test. Students are compared to other students in the same grade level across the state with similar test scores in previous years.

\*\*Reported results for each survey category equal the average positive responses for a subset of questions. Detailed results can be found on the School Reports and Survey page: [http://bit.ly/school\\_reports](http://bit.ly/school_reports)

### Student Demographics



Data as of October 1, 2012

### Student Proficiency on State Tests

School average compared to District elementary school average

	Reading		Mathematics			
	School	District Avg	School	District Avg		
American Indian		53%	↘ 1	40%	↗ 2	
Black	64%	↘ 2	53%	↗ 5	41%	↘ 19
Hispanic	58%	↘ 33	65%	↗ 6	25%	↘ 40
Asian/Pacific-Islander	82%	↗ 1	79%	↗ 4	79%	↘ 6
White	87%	↗ 2	90%	↗ 2	75%	↘ 8
Multiracial	71%	↗ 14	81%	↗ 2	71%	↔
Free/Reduced Lunch	59%	↘ 5	61%	↗ 5	33%	↘ 24
Eng. Lang. Learners	40%	↘ 8	40%	↗ 2	47%	↗ 2
Special Education	50%	↘ 26	55%	↗ 3	24%	↘ 28
APP or Spectrum		99%	↗ 1		99%	↗ 1



# Olympic View Elementary

Sandra Powell, *Principal*

## School Plan & Budget for the 2013-2014 School Year

### School Mission Statement

Olympic View is a community of joyful, active learners who are supported and challenged to reach their full intellectual, social, emotional and physical potential. At Olympic View students, parents and staff experience success every day!

### School Goals

For intermediate students (grades 3-5) will increase their proficiency percentage on the reading MSP from 81% to 85%. For intermediate students (grades 3-5) will increase their proficiency percentage on the mathematics MSP from 65% to 85%. For intermediate students (grades 4-5) will increase their proficiency percentage on the mathematics MSP from 33% to 55%. For 80% of all students will make annual typical growth on the common district reading and mathematics assessment (MAP). For 3rd grade students receiving Free and Reduced Lunch we will increase the percentage of students proficient on the MSP from 50% to 72%.

### School Description and Plan to Achieve Goals

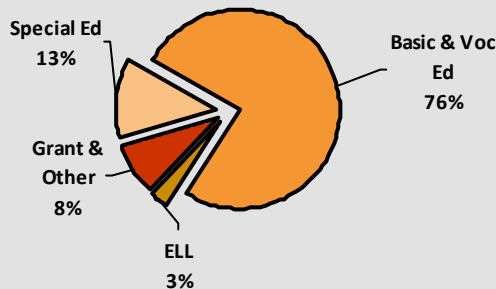
Olympic View is a K-5 school in the Maple Leaf neighborhood of northeast Seattle. Strong family and community support enables us to provide students with a rigorous, enriching, supportive learning environment. Below are some of the strategies we are using to pursue our academic achievement goals:

- Grade Level teams will unpack the standards that tell what students should know, understand and be able to do (content), how well students must do these things (performance), and which instructional strategies, techniques or recommended activities (curriculum) should be used.
- Grade level teams design performance assessments and tasks that are differentiated based on the individual learner.
- We assign tutors to work with struggling students to help them master essential concepts and skills
- Our Reading/Math specialist provides pull-out, push-in, and extended day instruction for struggling readers.
- Math instruction for grades 1-5 provides additional opportunities for differentiation, support, and challenge.

It enables us to provide small group instruction within grade levels, as well as a "Walk to Math" Advanced Learning Opportunity (ALO) option for students ready to move ahead one grade level in math.

### Annual Budget Report

2013-2014 Percent of School Funding



All financial data are from the 2013-14 recommended budget.

Total 2013-2014 School Budget:

**\$3,052,095**

Projected 2013-14 Student Enrollment:

**478**

Per-Student Funding:

**\$6,385**

### Invitation to Participate

One of the goals of having School Reports is to support our families as critical partners with us in your student's academic success. To get involved, please share this information with your friends and neighbors, email the principal to ask questions, or get involved as a volunteer or PTA member.

### District Mission Statement

The mission at Seattle Public Schools is to ensure every student graduates ready for college, career and life.

