



Nova High School

Mark Perry, Principal

School Report for the 2012–2013 School Year

<http://novahs.seattleschools.org/>

2012-2013 School Year

Students: 340

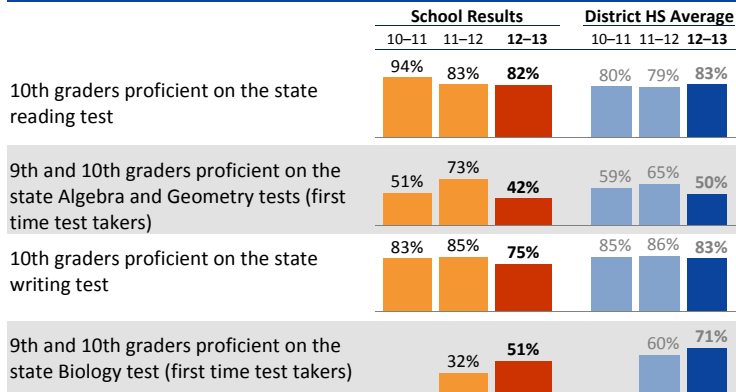
Teachers: 20 # Other Staff: 8

Average class size: —

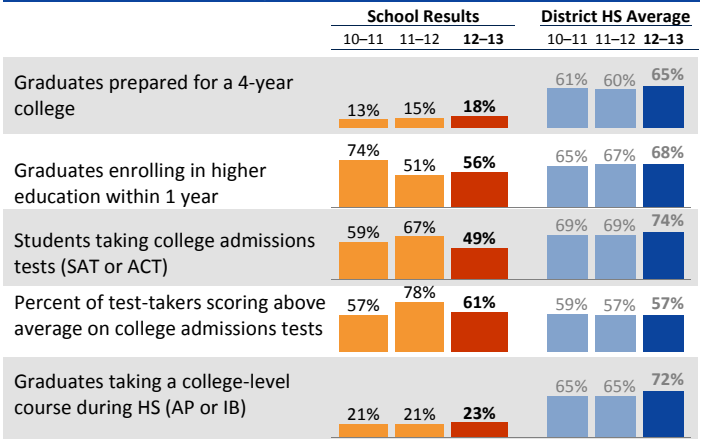
Average daily attendance: —

Student mobility: 37%

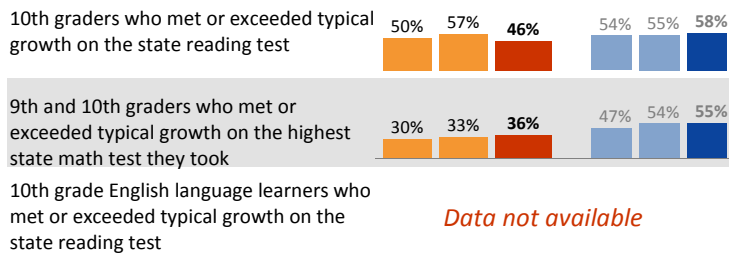
Student Achievement



College and Career Ready

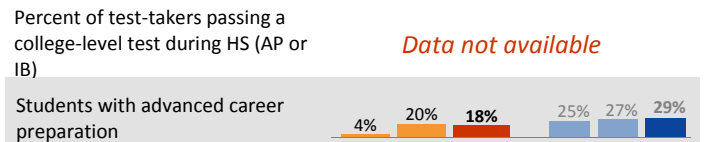
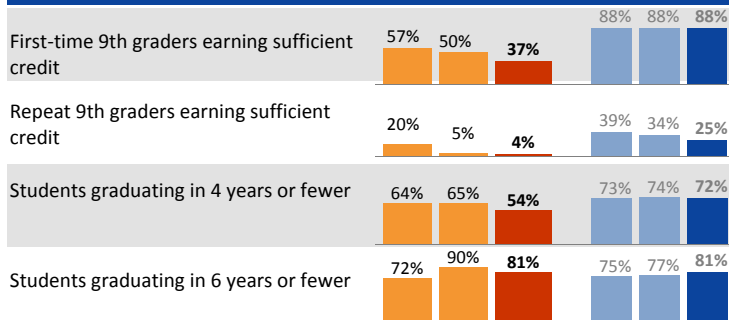


Year-to-Year Growth: Following the Same Students

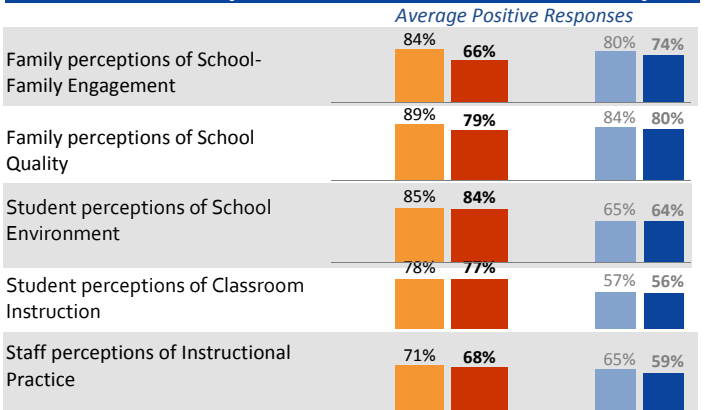


This measure shows how much growth students have achieved compared to similar students across the state in the same grade level. The overall metric reported is the percentage of students whose growth was average or above (50th to 99th growth percentile) on the state test.

On-Track for Graduation



Student, Family, and Staff School Climate Survey



* Families responding to survey: 13%; Students responding to survey: 51%; Staff responding to survey: 82%

**Reported results for each survey category equal the average positive responses for a subset of questions. Detailed results can be found here: http://bit.ly/school_reports

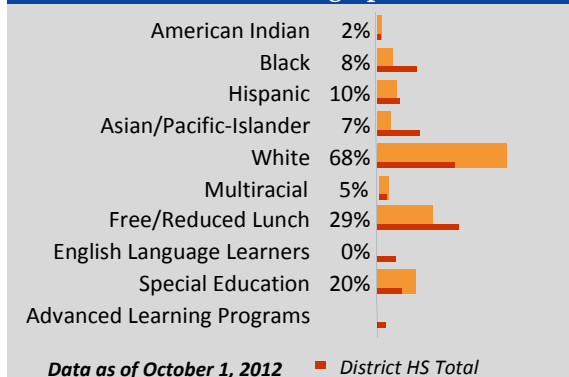
Attendance

Students with fewer than 10 absences per year *Data not available*

Accountability and School Performance

Seattle Public Schools Segmentation Level: **Level 2**
 Annual Measurable Objective (AMO) target for Reading: **Below**
 Annual Measurable Objective (AMO) target for Math: **Below**

Student Demographics



Student Proficiency on State Tests

School average compared to District high school average

	Reading		Mathematics	
	School	District Avg	School	District Avg
American Indian		78% ↗24	51%	↘1
Black		68% ↗10	43%	↗5
Hispanic		75% ↗3	54%	↗2
Asian/Pacific-Islander		82% ↗2	77%	↗1
White	91%	↗8	50%	↘30 ↔
Multiracial		85% ↘3	64%	↘5
Free/Reduced Lunch	74%	↗9	16%	73% ↗7
Eng. Lang. Learners		30% ↗10	30%	↗10
Special Education	67%	↔	30%	56% ↗3
APP or Spectrum		99% ↘1	99%	↘1



Nova High School

Mark Perry, *Principal*

School Plan & Budget for the 2013-2014 School Year

School Mission Statement

Nova is a competency, inquiry, project, and problem-based learning community committed to the success of all students. Our mission is to provide a vigorous, culturally relevant, and student-centered academic program that is accessible to all students.

School Goals

For 9th grade students, we will increase the % of students passing the Algebra EOC from 77.1% to 85%.

For all students we will increase the % of non-9th grade students passing the Geometry EOC from 93% to 95%. We will increase the % of 9th grade students earning 5 or more credits from 66% to 80%.

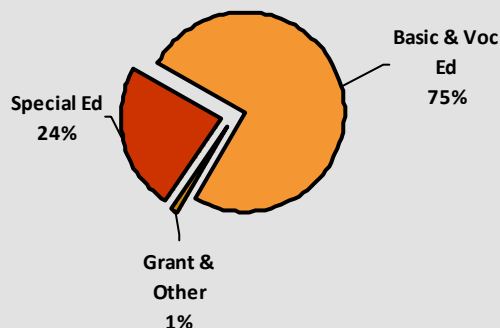
For 9th - 10th grade students receiving Special Education Services we will increase the percentage of students proficient on the reading assessment from 44% to 60% and from 50% to 65% for math.

School Description and Plan to Achieve Goals

READING : Provide inquiry, project and problem-based teaching and learning opportunities at all grade levels. Provide differentiated instruction targeted to all students focusing on supporting students in need of additional assistance. Establish a culture of reading throughout the school. Students will be asked to read at least 5 books per year. Students with IEPs will earn equivalent credit to credit earned by general education students. Open student time will be provided for IEP students by IEP teachers in conjunction with general education teachers. IEP students will be assigned to regular education classes supported by IEP staff and IA's. In addition IEP teachers will set up specific classes for IEP students. Language Arts teachers meet regularly to assess student progress and improve instruction. All students will be pre-assessed to determine math skill levels and to assure correct placement in math classes. Differentiated instruction is targeted to all students with a focus on identifying and supporting students in need of additional assistance. Provide in-class assistance to improve student learning for students who need additional assistance or instruction in class. Students with IEPs will earn equivalent credit to credit earned by general education students. Open student time will be provided for IEP students by IEP teachers in conjunction with general education teachers. IEP students will be assigned to regular education classes supported by IEP staff and IA's. In addition IEP teachers will set up specific classes for IEP students. Provide math tutoring in small groups to support and accelerate learning for students falling 2 or more assignments behind.

Annual Budget Report

2013-2014 Percent of School Funding



All financial data are from the 2013-14 recommended budget.

Total 2013-2014 School Budget:

\$2,317,565

Projected 2013-14 Student Enrollment:

310

Per-Student Funding:

\$7,476

Invitation to Participate

One of the goals of having School Reports is to support families as critical partners with us in a student's academic success. To get involved, please share this with your friends and neighbors, visit the school, or consider talking to the teacher or principal about joining the school's Building Leadership Team or Parent Teacher Student Association to shape your school's improvement plan.

District Mission Statement

The mission at Seattle Public Schools is to ensure every student graduates ready for college, career and life.