



Northgate Elementary

Stanley Jaskot, Principal

School Report for the 2012–2013 School Year

<http://northgatees.seattleschools.org/>

2012-2013 School Year

Students: 248

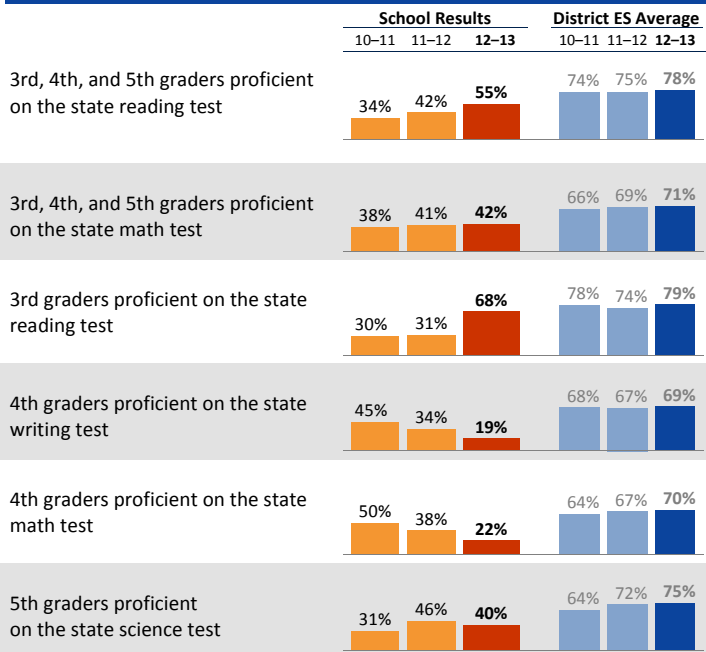
Teachers: 22 # Other Staff: 19

Average class size: 24

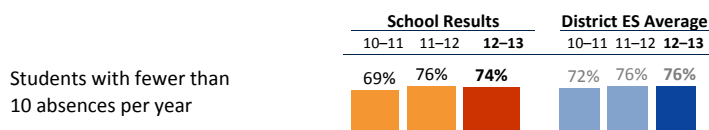
Average daily attendance: 95.3%

Student mobility: 18%

Student Achievement



Attendance



Accountability and School Performance

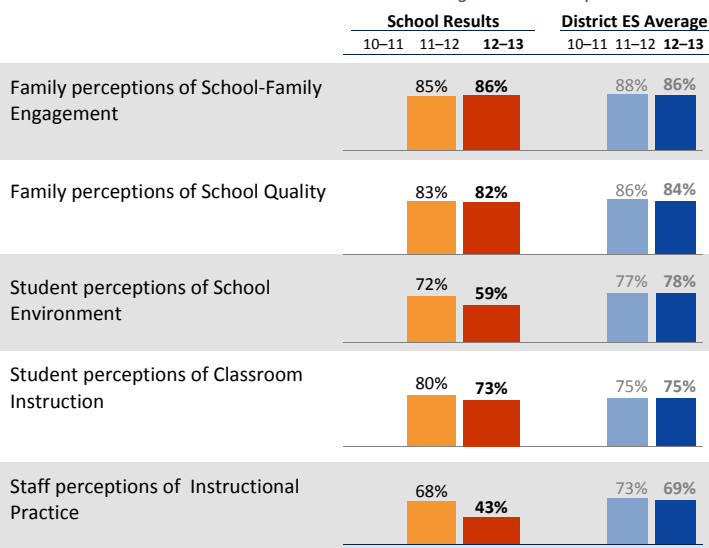
Seattle Public Schools Segmentation Level: **Level 3**

Annual Measurable Objective (AMO) target for Reading: **On/Above**

Annual Measurable Objective (AMO) target for Math: **Below**

Student, Family, and Staff School Climate Survey

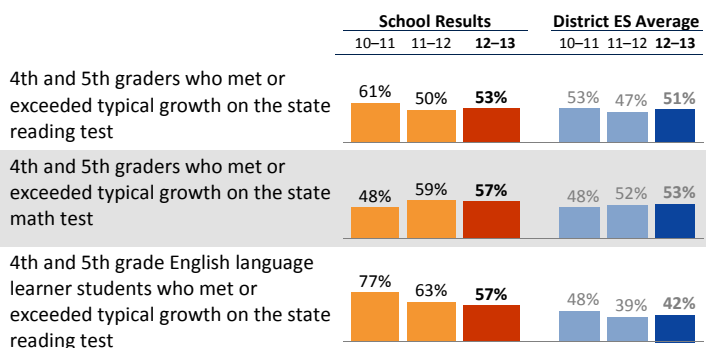
Average Positive Responses



* Families responding to survey: 18%; Students responding to survey: 30%; Staff responding to survey: 85%


**Reported results for each survey category equal the average positive responses for a subset of questions. Detailed results can be found on the School Reports and Survey page: http://bit.ly/school_reports

Year-to-Year Growth: Following the Same Students



This measure shows how much growth students have achieved compared to similar students across the state in the same grade level. The overall metric reported is the percentage of students whose growth was average or above (50th to 99th growth percentile) on the state test. Students are compared to other students in the same grade level across the state with similar test scores in previous years.

Student Demographics



Data as of October 1, 2012

Student Proficiency on State Tests

School average compared to District elementary school average

	Reading		Mathematics					
	School	District Avg	School	District Avg				
American Indian		53%	↘ 1	40%	↗ 2			
Black	48%	↗ 8	53%	↗ 5	21%	↘ 5	41%	↗ 3
Hispanic	53%	↗ 13	65%	↗ 6	44%	↘ 4	54%	↗ 6
Asian/Pacific-Islander	54%	↗ 11	79%	↗ 4	62%	↗ 2	78%	↗ 2
White		90%	↗ 2				84%	↔
Multiracial		81%	↗ 2				74%	↗ 3
Free/Reduced Lunch	53%	↗ 11	61%	↗ 5	41%	↗ 2	61%	↗ 5
Eng. Lang. Learners	50%	↗ 18	40%	↗ 8	31%	↗ 2	40%	↗ 8
Special Education	34%	↗ 11	55%	↗ 3	24%	↗ 1	55%	↗ 3
APP or Spectrum		99%	↗ 1				99%	↗ 1



Northgate Elementary

Stanley Jaskot, *Principal*

School Plan & Budget for the 2013-2014 School Year

School Mission Statement

The Northgate community is a network of parents, staff, students and area resident/business partners determined to challenge students to be all that they can be in a positive, nurturing learning environment.

School Goals

For intermediate students, we will increase the percentage of students proficient on the state reading test from 55% to 65% and from 42% to 60% for math.

For 4th grade students we will increase the percentage of students proficient on the state writing test from 19% to 40%.

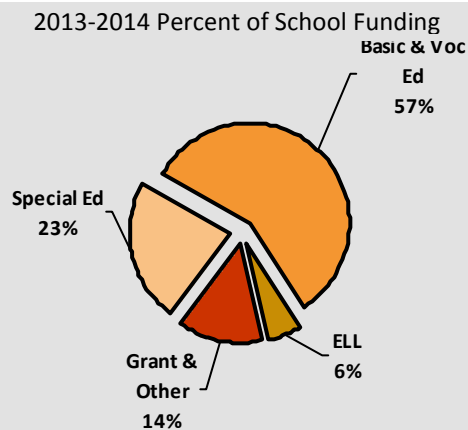
For all students we will increase the percentage of students with fewer than ten absences per year from 74% to 80%.

School Description and Plan to Achieve Goals

READING : Northgate teachers will improve reading instruction by continuing to refine instructional practices. We are working to align Common Core Standards with a Balanced Literacy model. Guided by a Literacy Specialist, teachers will identify specific reading skills that students need, demonstrate their use, and provide opportunities for students to apply them. There will be intentional assessment, use of leveled libraries, guided reading groups and conferring. Teachers will coordinate reading instruction with writing instruction, so that students are able to see the connections between these two areas. We are working to make sure that all intervention support aligns with classroom instruction in using the same strategies and instructional language. Partnerships will increase opportunities for literacy instruction through tutoring and an after-school program. Technology will be utilized to increase student engagement and proficiency.

MATH: Northgate teachers will improve math instruction by focusing on using clear teaching points, student engagement strategies, math talks and rigorous intellectual work. Teachers will also identify struggling students through data review meetings and create action plans based on need. Specific skill needs will be provided during 30 minute daily instruction. We will offer extra learning time through after school clubs and the technology resources of STMath and Dream Box.

Annual Budget Report



All financial data are from the 2013-14 recommended budget.

Total 2013-2014 School Budget: **\$2,381,654**

Projected 2013-14 Student Enrollment: **235**

Per-Student Funding: **\$10,135**

Invitation to Participate

One of the goals of having School Reports is to support families as critical partners with us in a student's academic success. To get involved, please share this with your friends and neighbors, visit the school, or consider talking to the teacher or principal about joining the school's Building Leadership Team or Parent Teacher Student Association to shape your school's improvement plan.

District Mission Statement

The mission at Seattle Public Schools is to ensure every student graduates ready for college, career and life.

