



North Beach Elementary

RJ Sammons, Principal

School Report for the 2012–2013 School Year

<http://northbeaches.seattleschools.org/>

2012-2013 School Year

Students: 314

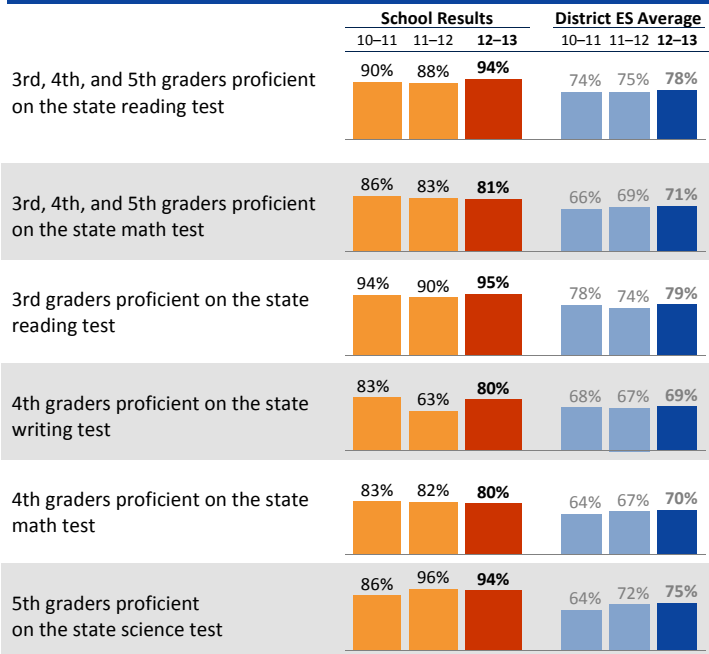
Teachers: 19 # Other Staff: 8

Average class size: 24

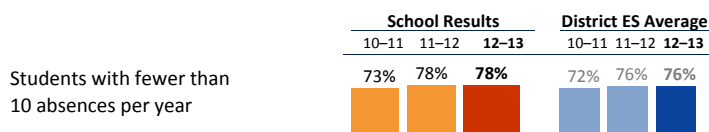
Average daily attendance: 96.2%

Student mobility: 4%

Student Achievement



Attendance



Accountability and School Performance

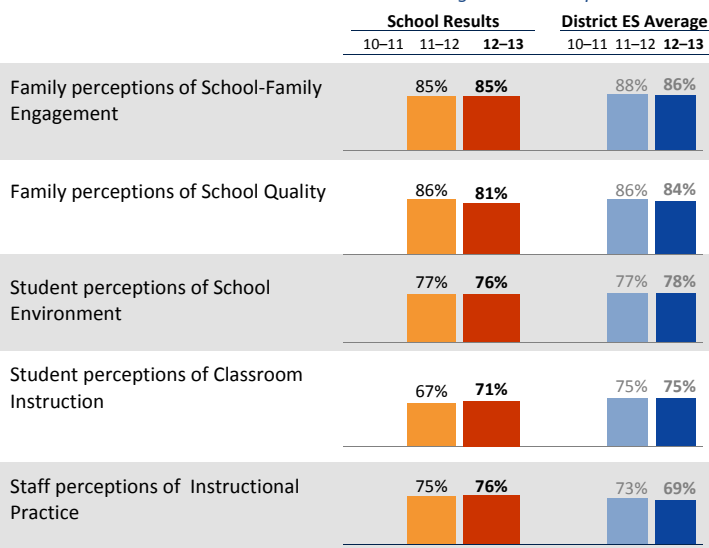
Seattle Public Schools Segmentation Level: **Level 5**

Annual Measurable Objective (AMO) target for Reading: **On/Above**

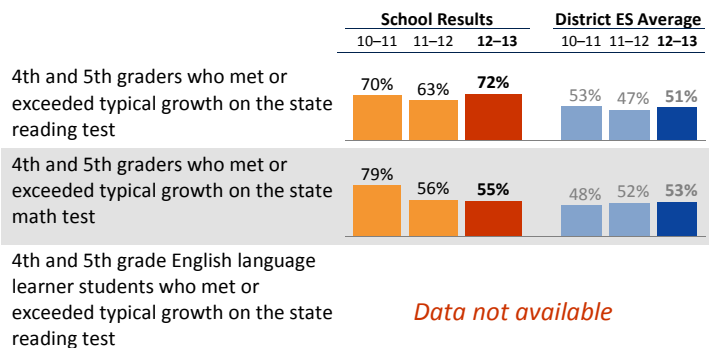
Annual Measurable Objective (AMO) target for Math: **Below**

Student, Family, and Staff School Climate Survey

Average Positive Responses



Year-to-Year Growth: Following the Same Students

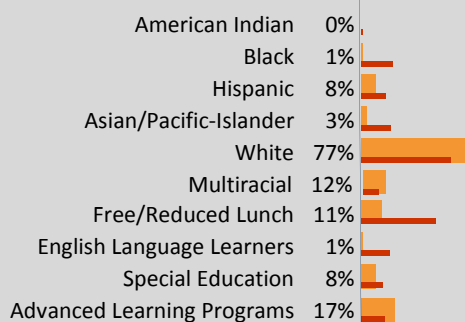


This measure shows how much growth students have achieved compared to similar students across the state in the same grade level. The overall metric reported is the percentage of students whose growth was average or above (50th to 99th growth percentile) on the state test. Students are compared to other students in the same grade level across the state with similar test scores in previous years.

* Families responding to survey: 50%; Students responding to survey: 46%; Staff responding to survey: 85%

**Reported results for each survey category equal the average positive responses for a subset of questions. Detailed results can be found on the School Reports and Survey page: http://bit.ly/school_reports

Student Demographics



Student Proficiency on State Tests

School average compared to District elementary school average

	Reading		Mathematics			
	School	District Avg	School	District Avg		
American Indian		53%	↘ 1	40%	↗ 2	
Black		53%	↗ 5	41%	↗ 3	
Hispanic		65%	↗ 6	54%	↗ 6	
Asian/Pacific-Islander		79%	↗ 4	78%	↗ 2	
White	95%	↗ 6	90%	↗ 2	83%	↘ 4
Multiracial	92%	↗ 14	81%	↗ 2	92%	↗ 14
Free/Reduced Lunch	93%	↗ 33	61%	↗ 5	79%	↗ 5
Eng. Lang. Learners		40%	↗ 8	40%	↗ 8	
Special Education	86%	↗ 21	55%	↗ 3	57%	↗ 2
APP or Spectrum		99%	↗ 1	99%	↗ 1	



North Beach Elementary

RJ Sammons, *Principal*

School Plan & Budget for the 2013-2014 School Year

School Mission Statement

North Beach strives to nurture and empower all students to reach their full potential as learners and as citizens.

School Goals

At least 85% of 3rd-5th grade students will meet or exceed state math standards on the MSP math test, an increase from 81% in 2012-2013

At least 90% of 4th grade students will meet or exceed state writing standards on the MSP writing test, an increase from 80% in 2012-2013

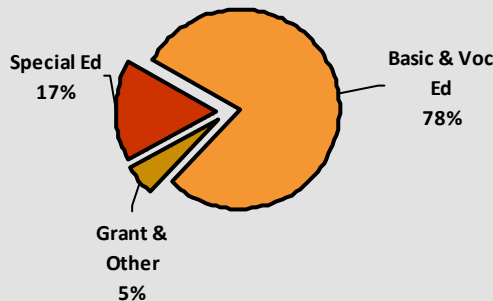
At least 97% of students will meet or exceed state MSP reading standards, an increase from 94% in 2012-2013

School Description and Plan to Achieve Goals

We are the “little gem in the north” as we are a smaller learning community with approximately 310 students and we pride ourselves on having such a supportive and involved community. Please feel free to contact us with questions or even to schedule a tour! We continue to focus on and increase our instructional alignment K-5 as we feel this benefits all students. Teachers collaborate and plan together weekly and are developing common assessments in Reading, Writing and Social Studies which greatly contributes to us achieving our goals. We will also conduct 3 school-wide writing prompts this year (fall, winter and spring) which will enable us to adjust our instruction and enhance our writing support system. We partner with Seattle Pacific University for our tutoring program where college students work 1:1 and in small groups with students who need support and or enrichment opportunities. We believe that technology connected to teaching and learning will help prepare our students to compete and succeed in the 21st century. We have 4 SMARTboards, 2 computer labs, Ipad cart and every teacher gets supplied with a laptop thanks to our PTA and along with pursuing various grants. We ensure that our databases, eBooks and typing program are all accessible from home to help extend learning opportunities. All students receive art and music which is funded by our Academic Giving Campaign. All students have access to Advanced Learning Opportunities in Reading and Math. We use a Balanced Literacy model which enables students to access books at their own level. We also currently have a district waiver to teach and use Saxon math.

Annual Budget Report

2013-2014 Percent of School Funding



All financial data are from the 2013-14 recommended budget.

Total 2013-2014 School Budget:

\$1,984,184

Projected 2013-14 Student Enrollment:

314

Per-Student Funding:

\$6,319

Invitation to Participate

Our Principal communicates weekly/monthly via a newsletter and provides Principal reports at all General PTA meetings which are open to the public.

District Mission Statement

The mission at Seattle Public Schools is to ensure every student graduates ready for college, career and life.

