



Montlake Elementary

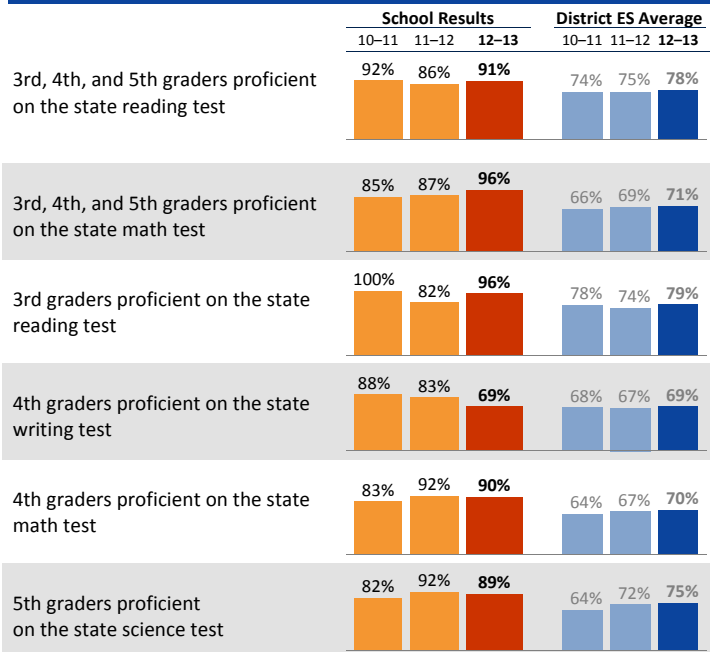
Claudia Allan, Principal

School Report for the 2012–2013 School Year

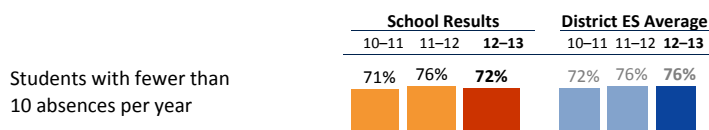
<http://montlakees.seattleschools.org/>

2012-2013 School Year
 # Students: 238
 # Teachers: 17 # Other Staff: 6
 Average class size: 23
 Average daily attendance: 95.5%
 Student mobility: 7%

Student Achievement



Attendance



Accountability and School Performance

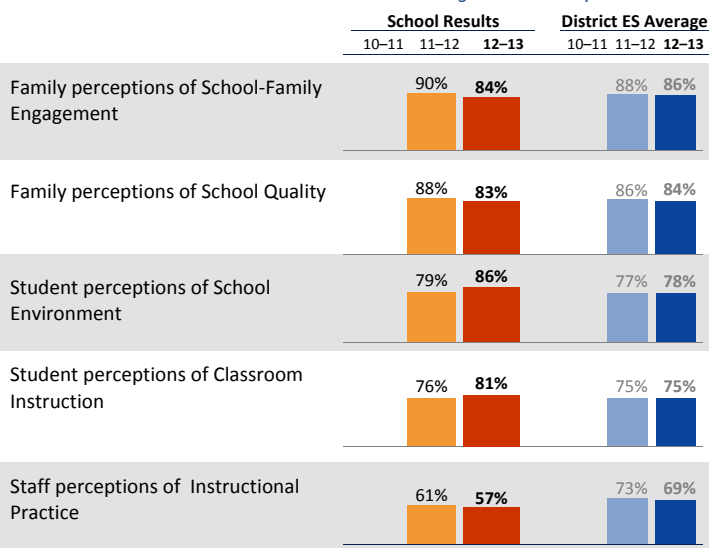
Seattle Public Schools Segmentation Level: **Level 5**

Annual Measurable Objective (AMO) target for Reading: **Below**

Annual Measurable Objective (AMO) target for Math: **On/Above**

Student, Family, and Staff School Climate Survey

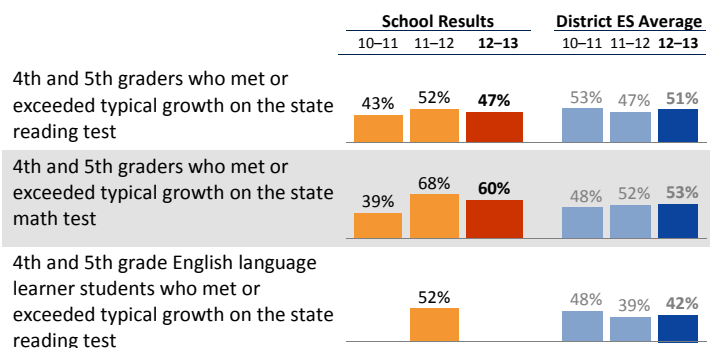
Average Positive Responses



* Families responding to survey: 36%; Students responding to survey: 33%; Staff responding to survey: 91%

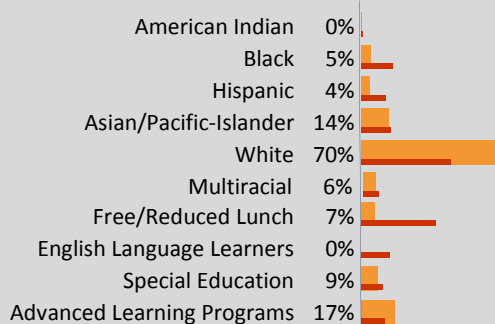
**Reported results for each survey category equal the average positive responses for a subset of questions. Detailed results can be found on the School Reports and Survey page: http://bit.ly/school_reports

Year-to-Year Growth: Following the Same Students



This measure shows how much growth students have achieved compared to similar students across the state in the same grade level. The overall metric reported is the percentage of students whose growth was average or above (50th to 99th growth percentile) on the state test. Students are compared to other students in the same grade level across the state with similar test scores in previous years.

Student Demographics



Data as of October 1, 2012

Student Proficiency on State Tests

School average compared to District elementary school average

	Reading		Mathematics			
	School	District Avg	School	District Avg		
American Indian		53%	↘ 1	40%	↗ 2	
Black		53%	↗ 5	41%	↗ 3	
Hispanic		65%	↗ 6	54%	↗ 6	
Asian/Pacific-Islander	89%	↘ 11	79%	↗ 4	100%	↔
White	91%	↗ 3	90%	↗ 2	95%	↗ 2
Multiracial		81%	↗ 2	74%	↗ 3	
Free/Reduced Lunch		61%	↗ 5	61%	↗ 5	
Eng. Lang. Learners		40%	↗ 8	40%	↗ 8	
Special Education	59%	↗ 9	55%	↗ 3	94%	↗ 49
APP or Spectrum		99%	↗ 1	99%	↗ 1	



Montlake Elementary

Claudia Allan, *Principal*

School Plan & Budget for the 2013-2014 School Year

School Mission Statement

Montlake Elementary is a united community of diverse students, families and educators engaged in challenging curriculum that is enhanced by environmental science and the arts enabling every learner to reach his or her full academic potential.

School Goals

WRITING GOAL: At least eight-nine percent of our 4th grade students will meet/exceed standards on the 2014 Writing MSP.

MATH GOAL: At least eighty-nine percent of our students will meet or exceed typical growth on the Spring 2014 MAP.

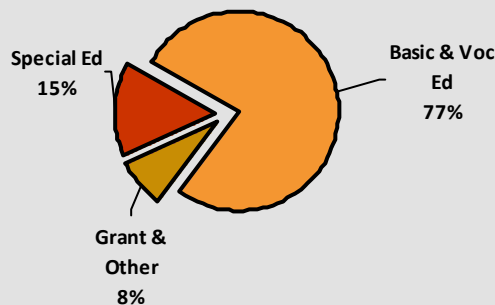
School Description and Plan to Achieve Goals

WRITING: Implement K-5 language arts common core standards using TC Writers Workshop and Words Their Way spelling and vocabulary program. Students and staff analyze results for areas of growth and strength fall, winter, and spring. Teachers collaborate bi-weekly in grade level bands to increase students' writing skills to meet/exceed common core standards. Eighty-nine percent of our fourth graders will be meet/exceed standards on the state's MSP 2014 assessment. Our PTA board BLT representatives and staff share our students' writing progress three times during the year with families.

MATH: Differentiated Math Program Grades 1-5 using new Common Core Curriculum Purpose: Allow consistent and aligned differentiation among grades 1-5. Students are taught at their academic need level as well as allowing for more in-depth teaching within mathematic concepts. Our program includes critical thinking, problem solving and enrichment activities for all levels. There is flexible grouping of students for each unit using pre-assessments. Those who are proficient in the skills/content are taught one grade level up. Everyone uses the common core EnVision 2013 math curriculum. All learners benefit from targeted math instruction at their appropriate level of understanding with students in their same grade.

Annual Budget Report

2013-2014 Percent of School Funding



All financial data are from the 2013-14 recommended budget.

Total 2013-2014 School Budget:

\$1,594,269

Projected 2013-14 Student Enrollment:

245

Per-Student Funding:

\$6,507

Invitation to Participate

Please share our annual School Report with your neighbors. We encourage you to visit your child's classroom and attend school events. Daily school attendance and on-time arrival is important for accessing our high quality learning environment. We welcome communication with your child's teacher and our principal. Read our Thursday Bulletin at <http://montlakees.seattleschools.org/>

District Mission Statement

The mission at Seattle Public Schools is to ensure every student graduates ready for college, career and life.

