



McDonald International School

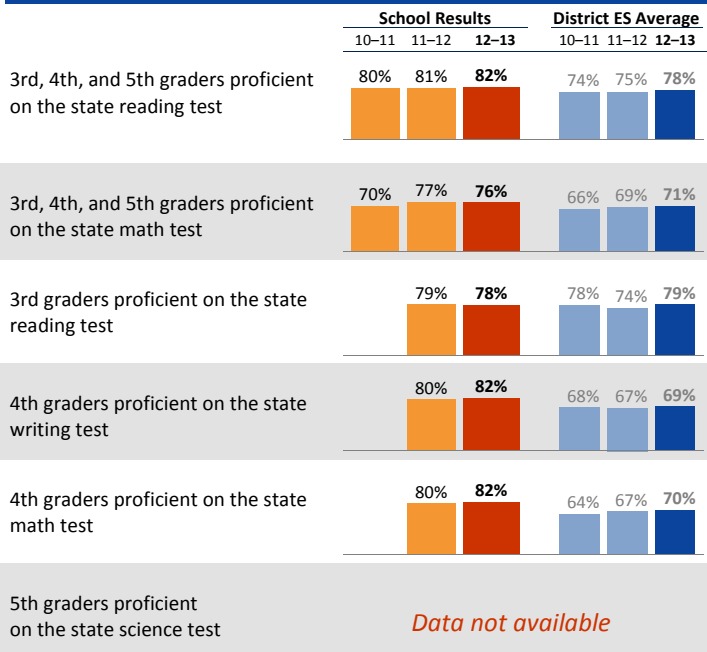
Dan Golosman, Principal

School Report for the 2012–2013 School Year

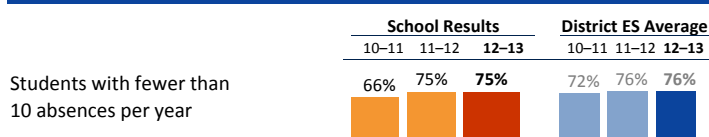
<http://mcdonaldes.seattleschools.org/>

2012-2013 School Year
 # Students: 277
 # Teachers: 19 # Other Staff: 10
 Average class size: 24
 Average daily attendance: 95.9%
 Student mobility: 8%

Student Achievement



Attendance



Accountability and School Performance

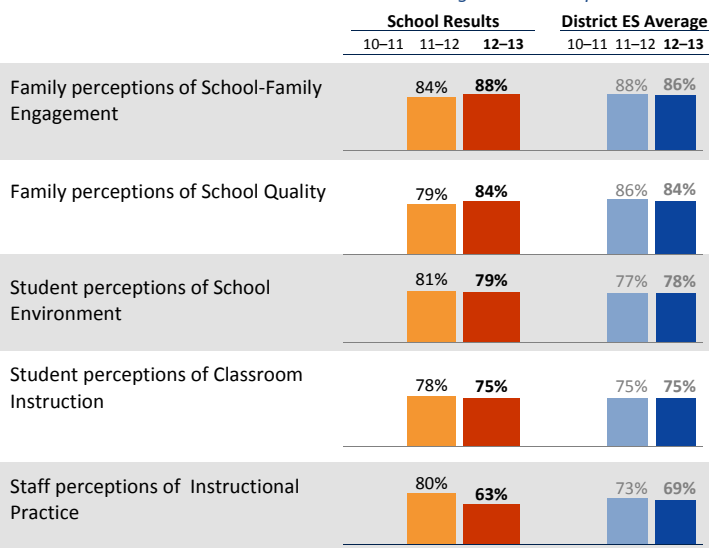
Seattle Public Schools Segmentation Level: **Level 4**

Annual Measurable Objective (AMO) target for Reading: **On/Above**

Annual Measurable Objective (AMO) target for Math: **On/Above**

Student, Family, and Staff School Climate Survey

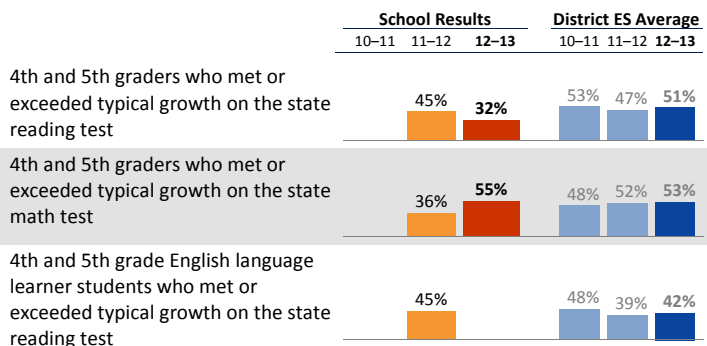
Average Positive Responses



* Families responding to survey: 48%; Students responding to survey: 14%; Staff responding to survey: 72%


**Reported results for each survey category equal the average positive responses for a subset of questions. Detailed results can be found on the School Reports and Survey page: http://bit.ly/school_reports

Year-to-Year Growth: Following the Same Students



This measure shows how much growth students have achieved compared to similar students across the state in the same grade level. The overall metric reported is the percentage of students whose growth was average or above (50th to 99th growth percentile) on the state test. Students are compared to other students in the same grade level across the state with similar test scores in previous years.

Student Demographics



Data as of October 1, 2012

Student Proficiency on State Tests

School average compared to District elementary school average

	Reading		Mathematics					
	School	District Avg	School	District Avg				
American Indian		53%	↘ 1	40%	↗ 2			
Black		53%	↗ 5	41%	↗ 3			
Hispanic		65%	↗ 6	54%	↗ 6			
Asian/Pacific-Islander		79%	↗ 4	78%	↗ 2			
White	92%	↗ 4	90%	↗ 2	88%	↗ 6	84%	↔
Multiracial		81%	↗ 2	74%	↗ 3			
Free/Reduced Lunch	69%	↗ 5	53%	↗ 5	61%	↗ 5		
Eng. Lang. Learners		40%	↗ 8	40%	↗ 8			
Special Education		55%	↗ 3	36%	↗ 3	55%	↗ 3	
APP or Spectrum		99%	↗ 1	99%	↗ 1			



McDonald International School

Dan Golosman, *Principal*

School Plan & Budget for the 2013-2014 School Year

School Mission Statement

Through teaching and practicing our core values, our school community will challenge stereotypes and promote social justice in a diverse world. We will foster academic achievement through integrated, collaborative learning. In our international education program, students will celebrate their own identity as they investigate the world, recognize different perspectives, and communicate effectively across cultures so they are empowered to take action.

School Goals

At McDonald International School, we have focused our goals on Math, Reading, Writing, and School Climate/Cultural Competence. Among our goals for the 2013-14 school year: By the end of May 2014, 80% of K-2 students will meet or exceed one year's growth in reading as indicated by Columbia Teachers College running record assessments. By May 2014, 80% of students in grades 3-5 will improve one or more levels in the element of elaboration, within informational writing, as measured by Columbia Teachers College writing rubrics. On the MAP math test, 80% of students in grades 2-5 will meet or exceed typical growth from Fall to Spring.

School Description and Plan to Achieve Goals

At McDonald International School we have eight Core Values:

Cultural Competence: We seek to understand, appreciate, and effectively communicate with people across cultures.

Respect: We treat others as we want to be treated.

Responsibility: We are accountable for our choices, actions and words.

Justice: We work for equal rights, freedom from bias, and fair treatment for all.

Empathy: We understand and enter into another's feelings.

Courage: We have the strength to do the right thing.

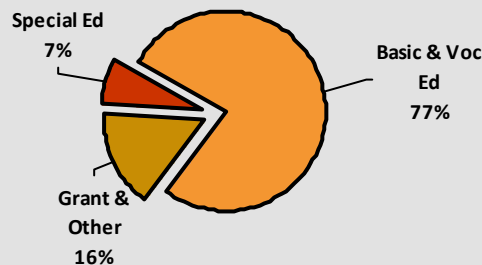
Honesty: We are truthful members of our community.

Perseverance: We are determined to keep working and trying even when things feel hard.

We teach Japanese and Spanish in a language immersion model, and focus on global perspectives through social studies. We make use of best practices in balanced literacy and math instruction, as well as effective use of Multi-Tiered Systems of Supports. For example, in math, teachers will focus instruction using the Common Core State Standards to develop effective learning opportunities and assessments for all students. In literacy, teachers will implement CCSS-based units using Reader's and Writer's Workshop, and Columbia Teacher's College assessments. Our professional learning community teams meet regularly to monitor student progress on formative and summative assessments and adjust instruction as needed.

Annual Budget Report

2013-2014 Percent of School Funding



All financial data are from the 2013-14 recommended budget.

Total 2013-2014 School Budget:

\$2,359,541

Projected 2013-14 Student Enrollment:

368

Per-Student Funding:

\$6,412

Invitation to Participate

One of the goals of having School Reports is to support families as critical partners with us in a student's academic success. To get involved, please share this with your friends and neighbors, visit the school, or consider talking to the teacher or principal about joining the school's Building Leadership Team or Parent Teacher Student Association to shape your school's improvement plan.

District Mission Statement

The mission at Seattle Public Schools is to ensure every student graduates ready for college, career and life.

