



McClure Middle School

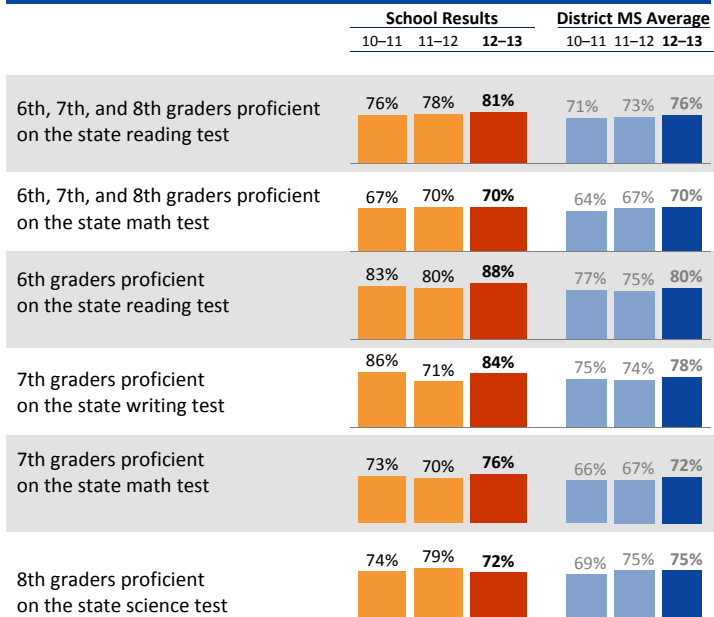
Shannon Conner, Principal

School Report for the 2012–2013 School Year

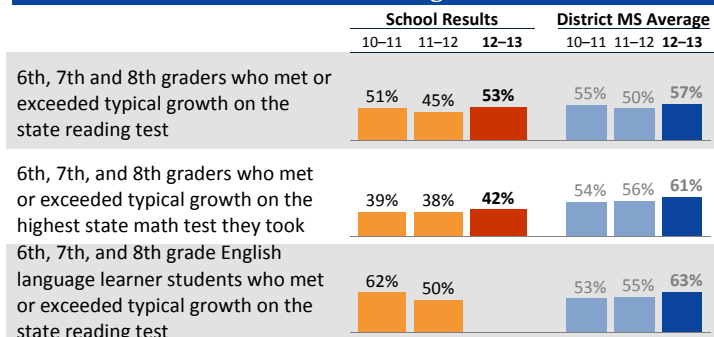
<http://mclurems.seattleschools.org/>

2012-2013 School Year
 # Students: 448
 # Teachers: 31 # Other Staff: 15
 Average class size: 25
 Average daily attendance: 93.9%
 Student mobility: 9%

Student Achievement

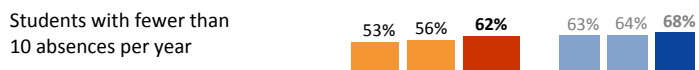


Year-to-Year Growth: Following the Same Students

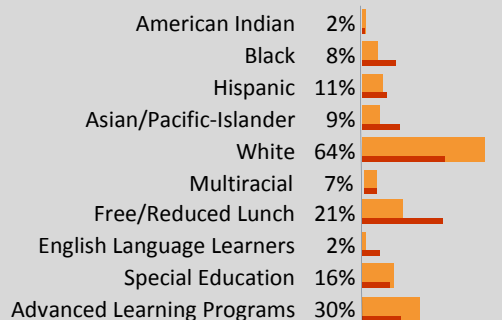


This measure shows how much growth students have achieved compared to similar students across the state in the same grade level. The overall metric reported is the percentage of students whose growth was average or above (50th to 99th growth percentile) on the state test.

Attendance



Student Demographics



Data as of October 1, 2012

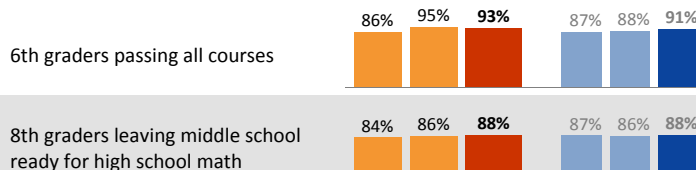
Accountability and School Performance

Seattle Public Schools Segmentation Level: **Level 4**

Annual Measurable Objective (AMO) target for Reading: **On/Above**

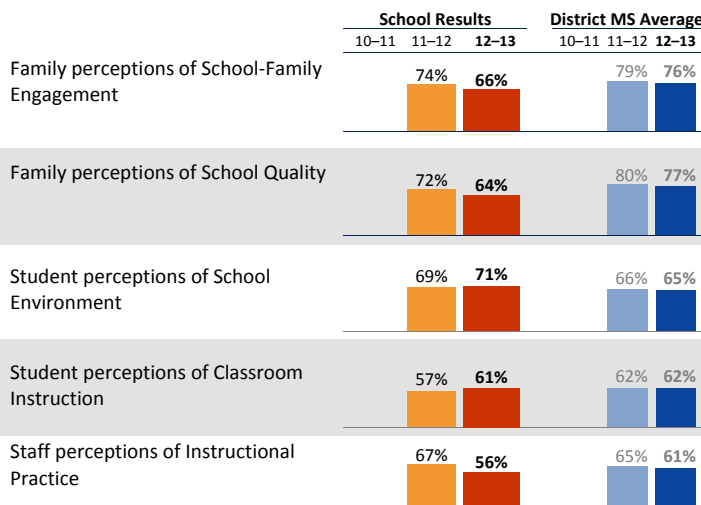
Annual Measurable Objective (AMO) target for Math: **Below**

Prepared for High School Success



Student, Family, and Staff School Climate Survey

Average Positive Responses



* Families responding to survey: 36%; Students responding to survey: 90%; Staff responding to survey: 85%

** Reported results for each survey category equal the average positive responses for a subset of questions. Detailed results can be found on the School Reports and Survey page: http://bit.ly/school_reports

Student Proficiency on State Tests

School average compared to the District middle school average

	Reading		Mathematics	
	School	District Avg	School	District Avg
American Indian	64%	50% ↘ 9	45%	43% ↗ 3
Black	50%	↘ 11	22%	↘ 23
Hispanic	74%	↗ 4	50%	↘ 17
Asian/Pacific-Islander	77%	↘ 3	72%	↘ 9
White	89%	↗ 5	81%	↗ 6
Multiracial	66%	↗ 7	59%	↘ 4
Free/Reduced Lunch	56%	↘ 1	42%	↘ 8
Eng. Lang. Learners		30%		↗ 5
Special Education	40%	↘ 5	22%	↘ 7
APP or Spectrum	98%	1	98%	↗ 1



McClure Middle School

Shannon Conner, *Principal*

School Plan & Budget for the 2013-2014 School Year

School Mission Statement

McClure empowers and educates all students with the skills to be compassionate, confident and creative life-long learners and contributing members of our global community.

School Goals

READING GOALS: McClure will increase the % of students reaching proficiency on the state reading test as follows: 87.8% to 90.0% of 6th graders will meet standard on the 2013 MSP. 79.1% to 80.0% of 7th graders will meet standard on the 2013 MSP. 76.1% to 80.0% of 8th graders will meet standard on the 2013 MSP.

MATH GOALS : McClure will increase the % of students reaching proficiency on the state math test as follows: 70.6% to 75.0% of 6th graders will meet standard on the 2013 MSP. 76.3% to 80.0% of 7th graders will meet standard on the 2013 MSP. 63.6% to 68.0% of 8th graders will meet standard on the 2013 MSP.

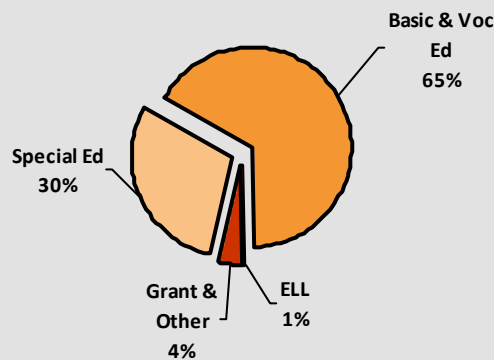
School Description and Plan to Achieve Goals

READING: All students receive Language Arts instruction daily using Readers and Writers Workshop model. Students have access to classroom libraries and individually leveled books to read during school and after school. Our expectation is that all students should be reading on average one book per week; We have two after school book clubs featuring high-interest diverse fiction of varying genres and diverse themes to generate student excitement for reading and to promote thoughtful reading; Each club meets once a month. We also have an Extended Day Program for supplementary literacy support four hours per week for students that have not met standard on the MSP.

MATH: We have been awarded money through the Families and Education Levy and are partnering with Seattle Parks and Recreation to meet our Levy targets focused directly on math. We have Math Intervention classes during the school day, where teachers focus on skill acquisition and math fluency using Saxon curriculum and a computer based program called IXL as well as the pre teaching and re-teaching of CMP II curriculum. We also have Math intervention and support through our Extended Day Program targeting 6-8 grade students that have not met standard on the MSP; as well as a Math tutorial program targeting students who have not met standard on the MSP, both programs are taught by McClure Middle School Math teachers; and Special Education teachers. Our Math teachers participate in Professional Study Groups focused on standards based grading and analysis student data and assessment inform instruction.

Annual Budget Report

2013-2014 Percent of School Funding



All financial data are from the 2013-14 recommended budget.

Total 2013-2014 School Budget:

\$3,622,551

Projected 2013-14 Student Enrollment:

471

Per-Student Funding:

\$7,691

Invitation to Participate

One of the goals of having School Reports is to support families as critical partners with us in a student's academic success. To get involved, please share this with your friends and neighbors, visit the school, or consider talking to the teacher or principal about joining the school's Building Leadership Team or Parent Teacher Student Association to shape your school's improvement plan.

District Mission Statement

The mission at Seattle Public Schools is to ensure every student graduates ready for college, career and life.