



Madison Middle School

Robert Gary, Jr., Principal

School Report for the 2012–2013 School Year

<http://madisonms.seattleschools.org/>

2012-2013 School Year

Students: 752

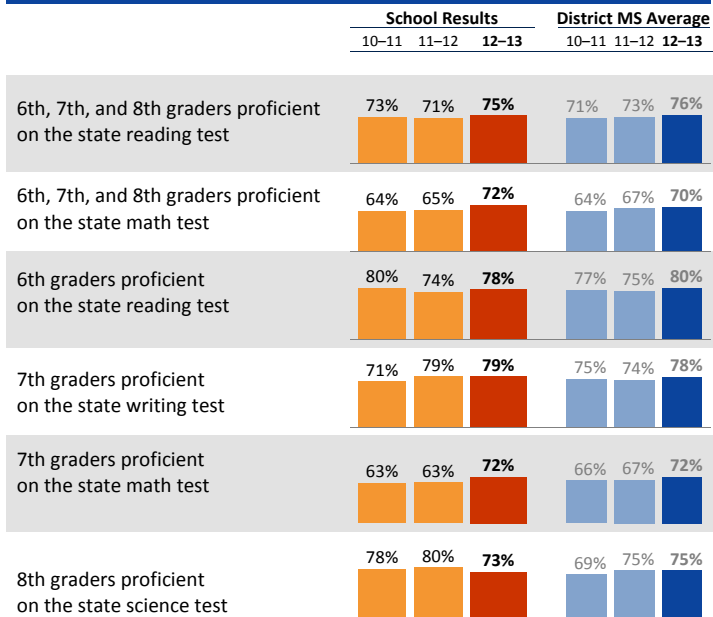
Teachers: 49 # Other Staff: 20

Average class size: 28

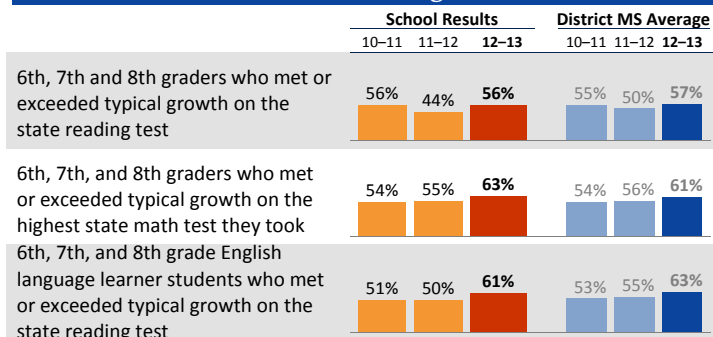
Average daily attendance: 93.9%

Student mobility: 13%

Student Achievement

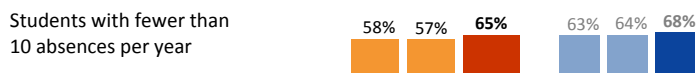


Year-to-Year Growth: Following the Same Students

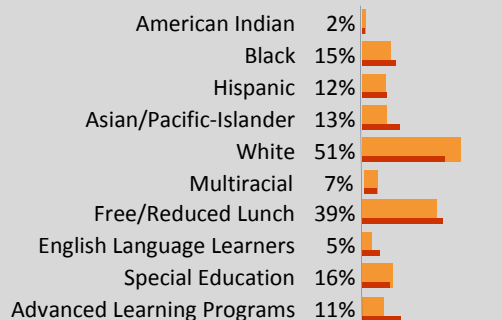


This measure shows how much growth students have achieved compared to similar students across the state in the same grade level. The overall metric reported is the percentage of students whose growth was average or above (50th to 99th growth percentile) on the state test.

Attendance



Student Demographics



Data as of October 1, 2012

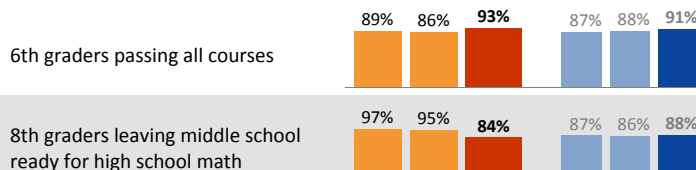
Accountability and School Performance

Seattle Public Schools Segmentation Level: **Level 4**

Annual Measurable Objective (AMO) target for Reading: **Below**

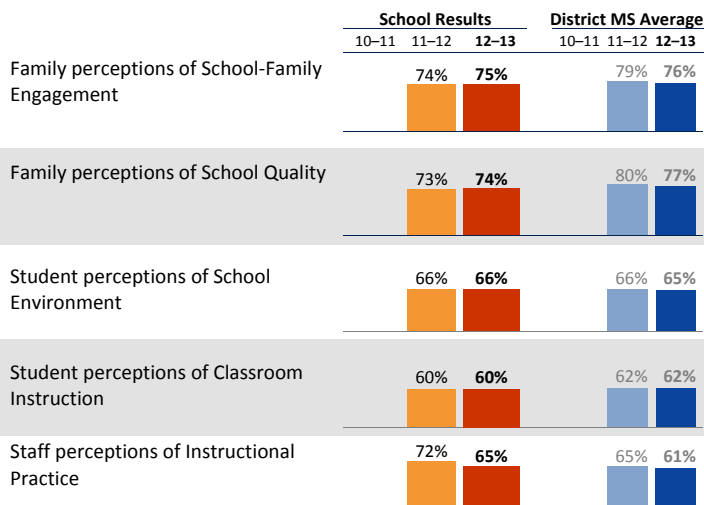
Annual Measurable Objective (AMO) target for Math: **On/Above**

Prepared for High School Success



Student, Family, and Staff School Climate Survey

Average Positive Responses



* Families responding to survey: 32%; Students responding to survey: 64%; Staff responding to survey: 54%

**Reported results for each survey category equal the average positive responses for a subset of questions. Detailed results can be found on the School Reports and Survey page: http://bit.ly/school_reports

Student Proficiency on State Tests

School average compared to the District middle school average

	Reading		Mathematics	
	School	District Avg	School	District Avg
American Indian	46%	↘ 17	50%	↘ 9
Black	52%	↗ 5	46%	↗ 10
Hispanic	71%	↗ 9	57%	↗ 3
Asian/Pacific-Islander	74%	↗ 1	79%	↗ 5
White	82%	↗ 2	82%	↗ 8
Multiracial	81%	↗ 1	81%	↗ 3
Free/Reduced Lunch	61%	↗ 6	55%	↗ 8
Eng. Lang. Learners	28%	↘ 1	30%	↗ 5
Special Education	43%	↘ 1	47%	↗ 3
APP or Spectrum	97%	↗ 3	99%	↔



Madison Middle School

Robert Gary, Jr., *Principal*

School Plan & Budget for the 2013-2014 School Year

School Mission Statement

Focus on Learning, Every Student, Every Adult, Every Day, Achievement for All!

School Goals

In math, we will increase the % of students proficient on the state test from 78% to 83% for 6th grade, from 73% to 78% for 7th grade and from 67% to 72% for 8th grade.

For reading, we will increase the % of students proficient on the state test from 78% to 83% for 6th grade, from 74% to 79% for 7th grade and from 67% to 72% for 8th grade.

For 8th grade students we will increase the % of students proficient on the state science test from 73% to 78%.

School Description and Plan to Achieve Goals

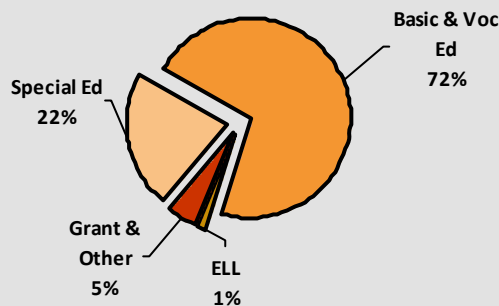
Madison Middle School is a cooperative partnership of students, parents, staff, and community members who have a vision of our school as a challenging and fun place to learn. Madison is a four time winner of the School of Distinction Learning Improvement Award for Washington State. We, at Madison value the development the whole child; their academic, social and emotional well being.

Humanities and reading teachers will continue to create and implement a culturally responsive, differentiated, aligned curriculum and other research based practices. Humanities and reading teachers will use school-wide assessments and teacher-designed, calibrated common assessments to inform instruction. Students not meeting standard will be evaluated for the Read 180 class or another reading intervention class. The humanities department will work together to incorporate the Common Core Standards into the reading curriculum in Language Arts and Social Studies.

Math: Teachers will use best practices to improve math discourse among our students. Teachers will collaborate to collectively identify effective strategies to increase student engagement. Some students who are identified as needing additional support will be given a second math class to provide extra instruction. This year our math department will participate in the OSPI benchmark assessment. This will provide teachers with additional student academic performance data.

Annual Budget Report

2013-2014 Percent of School Funding



All financial data are from the 2013-14 recommended budget.

Total 2013-2014 School Budget:

\$5,202,113

Projected 2013-14 Student Enrollment:

743

Per-Student Funding:

\$7,001

Invitation to Participate

One of the goals of having School Reports is to support families as critical partners with us in a student's academic success. To get involved, please share this with your friends and neighbors, visit the school, or consider talking to the teacher or principal about joining the school's Building Leadership Team or Parent Teacher Student Association to shape your school's improvement plan.

District Mission Statement

The mission at Seattle Public Schools is to ensure every student graduates ready for college, career and life.

For additional data including teacher quality, NAEP and AMO results, please visit <http://reportcard.ospi.k12.wa.us>