



Martin Luther King Jr. ES

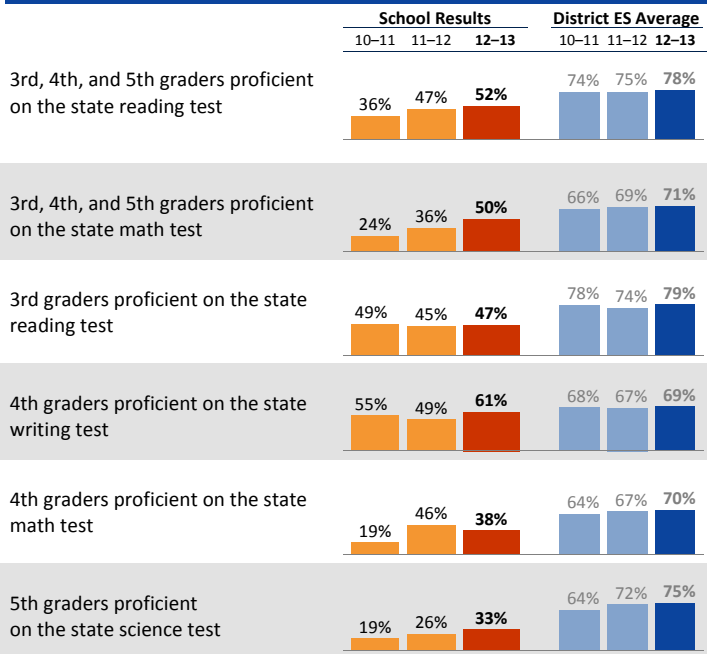
Cothron L. McMillian, *Principal*

School Report for the 2012–2013 School Year

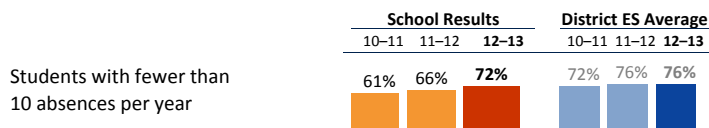
<http://kinges.seattleschools.org/>

2012-2013 School Year
 # Students: 362
 # Teachers: 25 # Other Staff: 14
 Average class size: 23
 Average daily attendance: 95.1%
 Student mobility: 16%

Student Achievement



Attendance



Accountability and School Performance

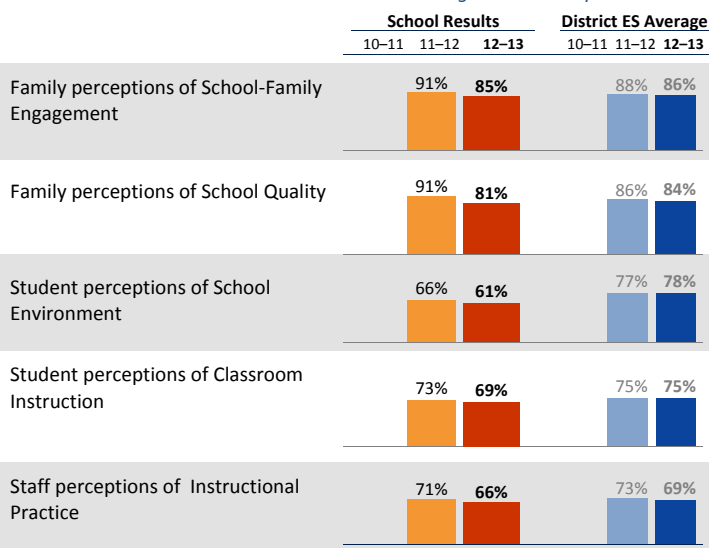
Seattle Public Schools Segmentation Level: **Level 3**

Annual Measurable Objective (AMO) target for Reading: **On/Above**

Annual Measurable Objective (AMO) target for Math: **On/Above**

Student, Family, and Staff School Climate Survey

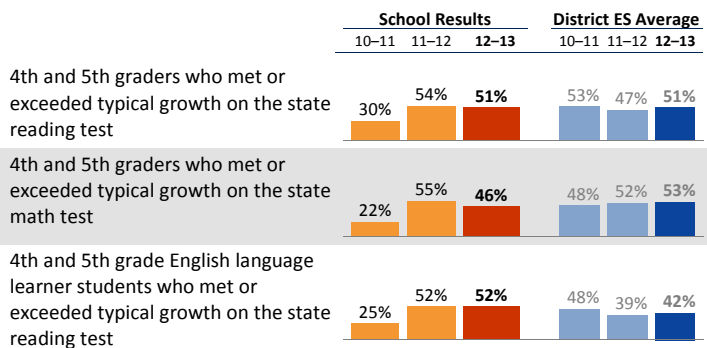
Average Positive Responses



* Families responding to survey: 20%; Students responding to survey: 48%; Staff responding to survey: 100%

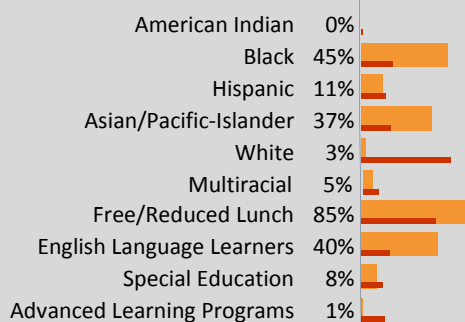
**Reported results for each survey category equal the average positive responses for a subset of questions. Detailed results can be found on the School Reports and Survey page: http://bit.ly/school_reports

Year-to-Year Growth: Following the Same Students



This measure shows how much growth students have achieved compared to similar students across the state in the same grade level. The overall metric reported is the percentage of students whose growth was average or above (50th to 99th growth percentile) on the state test. Students are compared to other students in the same grade level across the state with similar test scores in previous years.

Student Demographics



Data as of October 1, 2012

Student Proficiency on State Tests

School average compared to District elementary school average

	Reading		Mathematics			
	School	District Avg	School	District Avg		
American Indian		53%	↘ 1	40%	↗ 2	
Black	45%	↗ 7	53%	↗ 5	42%	↗ 18
Hispanic	44%	↗ 6	65%	↗ 6	38%	↗ 54
Asian/Pacific-Islander	59%	↘ 1	79%	↗ 4	58%	↗ 10
White		90%	↗ 2		84%	↔
Multiracial		81%	↗ 2		74%	↗ 3
Free/Reduced Lunch	51%	↗ 3	61%	↗ 5	49%	↗ 13
Eng. Lang. Learners	33%	↗ 10	40%	↗ 8	42%	↗ 19
Special Education	44%	↗ 25	55%	↗ 3	44%	↗ 12
APP or Spectrum		99%	↗ 1		99%	↗ 1



Martin Luther King Jr. ES

Cothron L. McMillian, *Principal*

School Plan & Budget for the 2013-2014 School Year

School Mission Statement

Every child achieving at high levels and every adult accountable for every child's success. To create an environment that promotes learning and college and career readiness.

School Goals

For intermediate students we will increase the % of students proficient on the state math test from 42.2% to 53% and from 55.6% to 66% for reading.

For all students we will increase the % of students meeting or exceeding typical growth on the MAP math and reading tests.

For all students we will increase the percentage of students feeling safe in school restrooms from 50.4 to 70%.

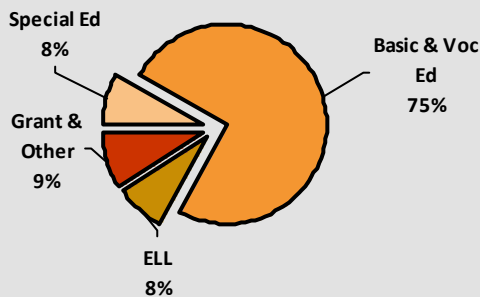
School Description and Plan to Achieve Goals

READING : Implementation of a Balanced Literacy program. As part of our master schedule every student is provided 90 minutes of uninterrupted instruction. This includes: teacher-led small groups where children receive instruction at their reading level, self-selected reading, independent practice geared toward their specific needs and instruction in phonics and/or vocabulary development. Instructional assistants and other ELL and SPED teachers provide academic support within K-5 classrooms. Through this collaboration, cross grade level teams identify when skills are taught and when they are mastered. With the use of the intervention/enrichment block instructional staff will provide opportunities to accelerate the learning of students at all levels. Instructional staff will collaborate to identify the specific needs that will be targeted during this time, with the use of various data points including MSP, MAP and Teachers College.

MATH : Implement a school-wide Comprehensive Mathematics Program (as part of a master schedule) to include scheduling that will support flexible math groupings of students, with the use of Everyday Math curriculum. Identify students who are approaching grade level expectations and provide them with focused interventions, specifically in number sense and problem-solving. Once these students achieve mastery, students not meeting grade level expectations will be identified and provided strategic supports. Students will receive additional reinforcement of key math skills by accessing EDM, DreamBox and SuccessMaker (online).

Annual Budget Report

2013-2014 Percent of School Funding



All financial data are from the 2013-14 recommended budget.

Total 2013-2014 School Budget:

\$2,899,352

Projected 2013-14 Student Enrollment:

386

Per-Student Funding:

\$7,511

Invitation to Participate

One of the goals of having School Reports is to support families as critical partners with us in a student's academic success. To get involved, please share this with your friends and neighbors, visit the school, or consider talking to the teacher or principal about joining the school's Building Leadership Team or Parent Teacher Student Association to shape your school's improvement plan.

District Mission Statement

The mission at Seattle Public Schools is to ensure every student graduates ready for college, career and life.

