



John Hay Elementary

Karen Hanson, Principal

School Report for the 2012–2013 School Year

<http://hayes.seattleschools.org/>

2012-2013 School Year

Students: 546

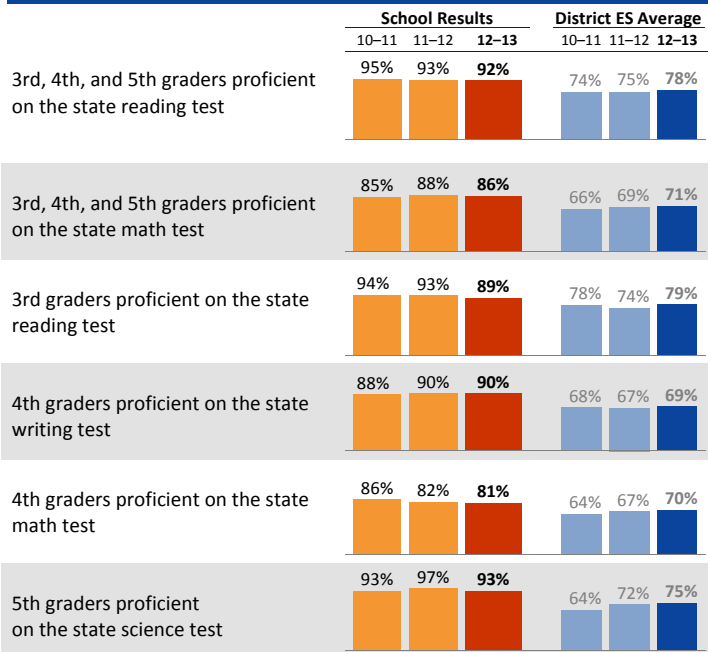
Teachers: 35 # Other Staff: 8

Average class size: 26

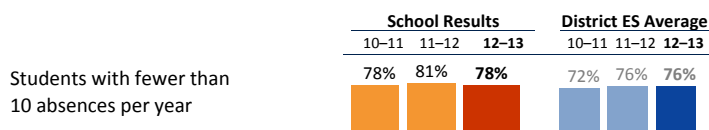
Average daily attendance: 95.5%

Student mobility: 11%

Student Achievement



Attendance



Accountability and School Performance

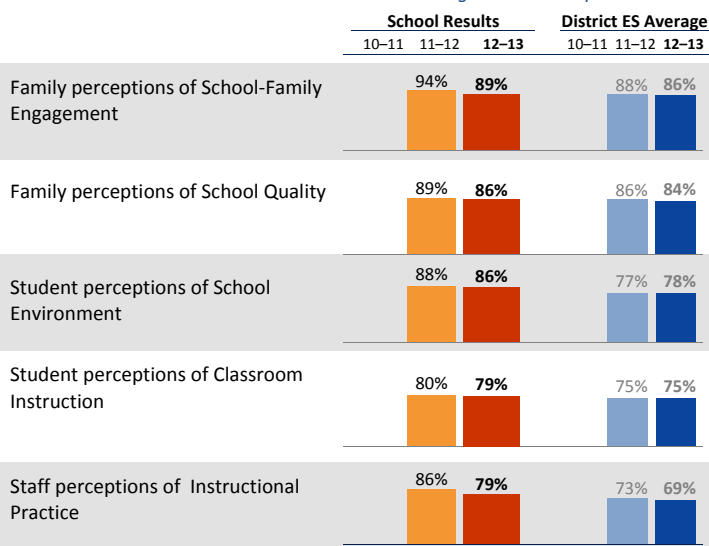
Seattle Public Schools Segmentation Level: **Level 5**

Annual Measurable Objective (AMO) target for Reading: **Below**

Annual Measurable Objective (AMO) target for Math: **Below**

Student, Family, and Staff School Climate Survey

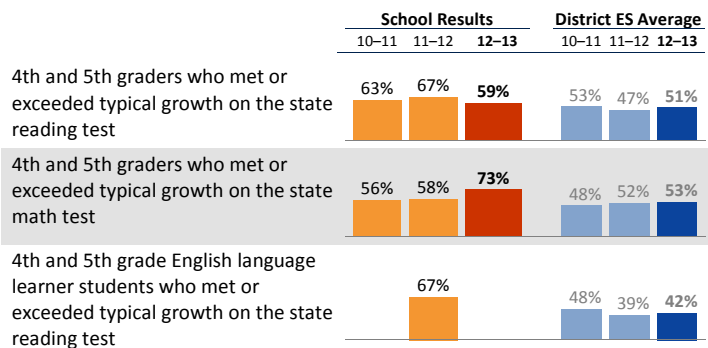
Average Positive Responses



* Families responding to survey: 34%; Students responding to survey: 59%; Staff responding to survey: 98%

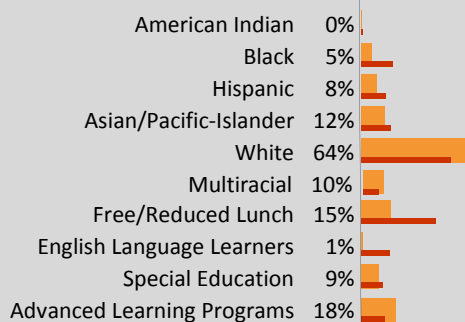
**Reported results for each survey category equal the average positive responses for a subset of questions. Detailed results can be found on the School Reports and Survey page: http://bit.ly/school_reports

Year-to-Year Growth: Following the Same Students



This measure shows how much growth students have achieved compared to similar students across the state in the same grade level. The overall metric reported is the percentage of students whose growth was average or above (50th to 99th growth percentile) on the state test. Students are compared to other students in the same grade level across the state with similar test scores in previous years.

Student Demographics



Data as of October 1, 2012

Student Proficiency on State Tests

School average compared to District elementary school average

	Reading		Mathematics	
	School	District Avg	School	District Avg
American Indian		53% ↘ 1	40%	↗ 2
Black		53%	↗ 5	41%
Hispanic	90%	↗ 5	65%	↗ 6
Asian/Pacific-Islander	88%	↘ 1	79%	↗ 4
White	94%	↘ 1	90%	↗ 2
Multiracial	91%	↗ 2	81%	↗ 2
Free/Reduced Lunch	74%	↘ 4	61%	↗ 5
Eng. Lang. Learners		40%	↗ 8	40%
Special Education	91%	↘ 6	55%	↗ 3
APP or Spectrum		99%	↗ 1	99%



John Hay Elementary

Karen Hanson, *Principal*

School Plan & Budget for the 2013-2014 School Year

School Mission Statement

It is John Hay's mission to T.E.A.C.H. as we develop caring learners who are growing and achieving.

School Goals

Reading Goals: the percentage of Gen. Ed students proficient on the state test will rise from 92.2% to 95%. We will raise the percentage of 2nd graders reading on standard from Fall 13 to Spring 14 from 48% to 90%; 80% of students receiving MTSS services will make one year's growth as compared to 55% last year. **Math Goals:** We will increase the percentage of 3rd through 5th graders proficient on the state test from 88% to 92%. We will increase the percentage of 4th grade SPED students proficient on the state test from 54.8% to 75% and increase the percentage of students who receive MTSS support in math making one year's typical growth from 66% to 85%.

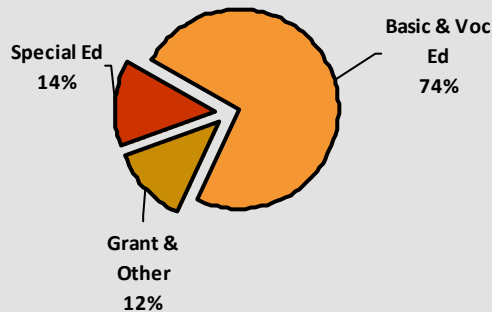
School Description and Plan to Achieve Goals

In all Subject Areas: Communication and reinforcement of the standards-based, expected learning outcomes of each learning activity will be provided to students in written and verbal form; All curriculum aligned and taught to Common Core Standards; Increased frequency of progress monitoring and adjustment to instruction with a focus on student growth for high performing populations; Implementation of MTSS Multi Tiered System of Support to provide academic intervention for high and low achieving students in reading, writing and math; Weekly time for Professional Learning Communities to promote teacher collaboration in instructional planning and implementation of the CCSS, identifying students in need of support (MTSS), and elevating instructional practice; targeted Professional Development for teachers around the CCSS in reading & mathematics.

Reading & Language Arts: Intentional early identification of struggling and advanced readers through assessment; Reduced class size at 1st, 4th and 5th grades; Balanced Literacy Approach, supported by a workshop model for reading instruction, to meet the needs of all readers; Individualized instruction provided in varied settings including small guided reading groups and 1:1 conferences; classroom-based extensions for high achievers & tutoring at k-5 to support emerging and struggling readers (MTSS). Math: A Walk to Math approach in grades 1-5 to increase differentiated instruction at all levels and match instructional pace to student need; reduced class size for struggling mathematicians and math tutors assigned for small group and 1:1 double dose instruction (MTSS); Use of technology to provide strategic and monitored use of parallel & extension programs (IXL).

Annual Budget Report

2013-2014 Percent of School Funding



All financial data are from the 2013-14 recommended budget.

Total 2013-2014 School Budget:

\$3,460,652

Projected 2013-14 Student Enrollment:

551

Per-Student Funding:

\$6,281

Invitation to Participate

One of the goals of having School Reports is to support families as critical partners with us in a student's academic success. To get involved, please share this with your friends and neighbors, visit the school, or consider talking to the teacher or principal about joining the school's Building Leadership Team or Parent Teacher Student Association to shape your school's improvement plan.

District Mission Statement

The mission at Seattle Public Schools is to ensure every student graduates ready for college, career and life.

