



Hawthorne Elementary

Sandra Scott, Principal

School Report for the 2012–2013 School Year

<http://hawthornees.seattleschools.org/>

2012-2013 School Year

Students: 321

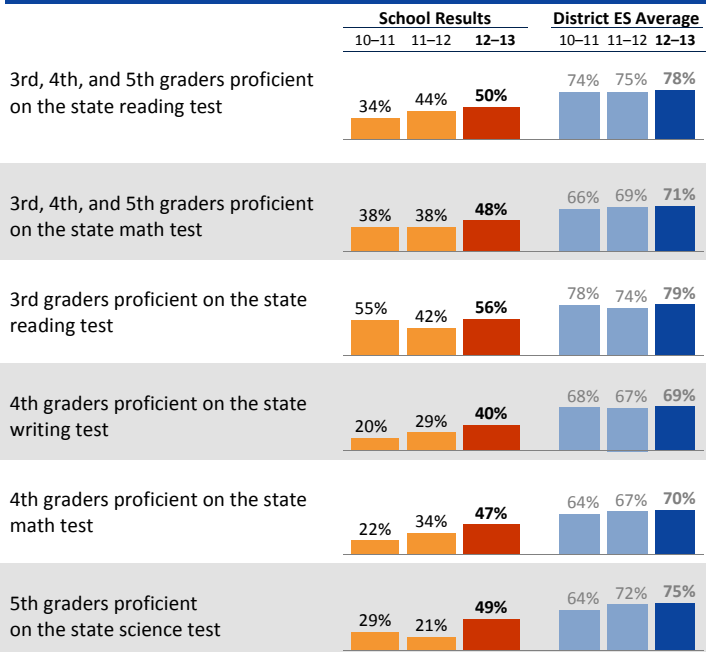
Teachers: 26 # Other Staff: 17

Average class size: 22

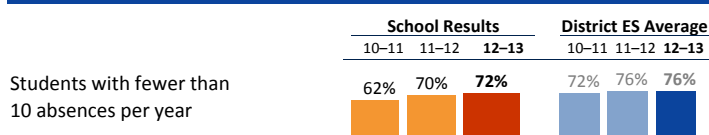
Average daily attendance: 94.7%

Student mobility: 24%

Student Achievement



Attendance



Accountability and School Performance

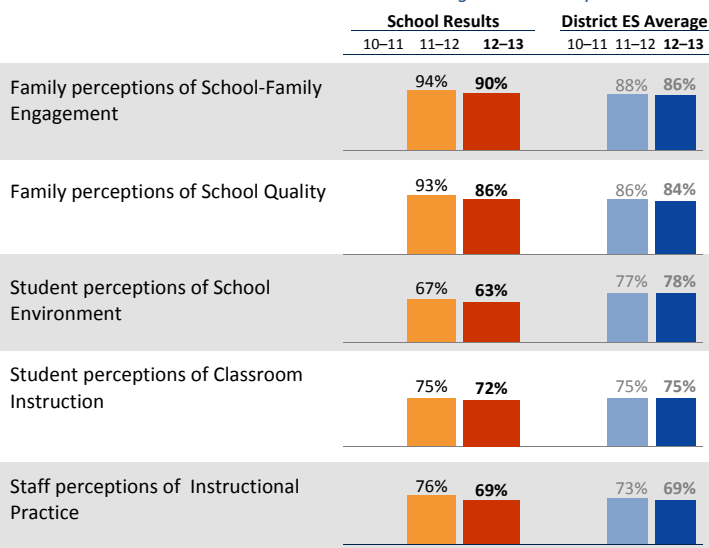
Seattle Public Schools Segmentation Level: **Level 2**

Annual Measurable Objective (AMO) target for Reading: **On/Above**

Annual Measurable Objective (AMO) target for Math: **On/Above**

Student, Family, and Staff School Climate Survey

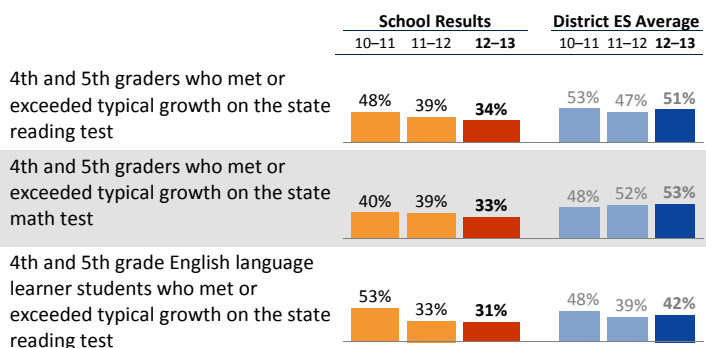
Average Positive Responses



* Families responding to survey: 15%; Students responding to survey: 37%; Staff responding to survey: 37%


**Reported results for each survey category equal the average positive responses for a subset of questions. Detailed results can be found on the School Reports and Survey page: http://bit.ly/school_reports

Year-to-Year Growth: Following the Same Students



This measure shows how much growth students have achieved compared to similar students across the state in the same grade level. The overall metric reported is the percentage of students whose growth was average or above (50th to 99th growth percentile) on the state test. Students are compared to other students in the same grade level across the state with similar test scores in previous years.

Student Demographics



Data as of October 1, 2012

Student Proficiency on State Tests

School average compared to District elementary school average

	Reading		Mathematics			
	School	District Avg	School	District Avg		
American Indian		53%	↘ 1	40%	↗ 2	
Black	39%	↗ 2	53%	↗ 5	44%	↗ 13
Hispanic	52%	↗ 15	65%	↗ 6	37%	↗ 1
Asian/Pacific-Islander	72%	↗ 10	79%	↗ 4	54%	↗ 6
White		90%	↗ 2		70%	↗ 10
Multiracial		81%	↗ 2		78%	↗ 2
Free/Reduced Lunch	47%	↗ 5	61%	↗ 5	84%	↔
Eng. Lang. Learners	26%	↗ 2	46%	↗ 9	74%	↗ 3
Special Education	17%	↔	35%	↗ 5	61%	↗ 5
APP or Spectrum	100%	31	40%	↗ 8	99%	↗ 8
					96%	↗ 3
					99%	↗ 1



Hawthorne Elementary

Sandra Scott, *Principal*

School Plan & Budget for the 2013-2014 School Year

School Mission Statement

Hawthorne Mission: Preparing strong leaders and learners for a more compassionate, equitable and sustainable world.

School Goals

Our goal is to increase the percentage of all students meeting or exceeding typical growth on the Measurement of Academic Progress assessment to 75%. The percentage of 3rd-5th grade students meeting proficiency on the state MSP will increase to 70% in reading and 60% in math. ELL students in 3rd -5th grades will show 20% improvement in all academic areas as indicated by the state MSP assessment.

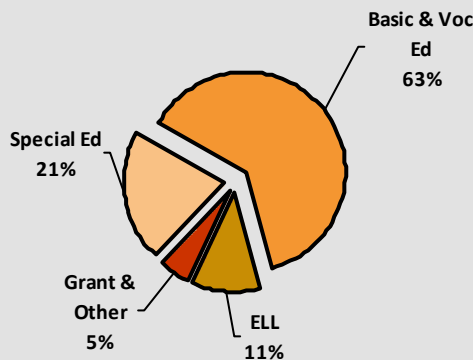
Other goals include strengthening connections between the school and the surrounding community through an increase in volunteer, family and community involvement.

School Description and Plan to Achieve Goals

Hawthorne is newly designated Creative Approach School and will be implementing a new STEAM program (Science Technology Engineering Arts & Mathematics) during the 2013-14 school year. Our goal with the program model is to further enhance student learning by integrating STEM coursework with the Arts through project based learning experiences. Our PBIS program supports schoolwide expectations for creating a positive learning environment where students can be successful, have enriched learning experiences and develop 21st century leadership skills. Hawthorne uses a Balanced Literacy Approach to effectively differentiate literacy instruction for a full range of learners. Readers Workshop model is used in Kindergarten through 5th grade classrooms to develop students as readers and writers. Math Workshop model is used school wide to enrich student learning experiences in mathematics. Teachers are provided with daily common planning time as well as extended time to work in Professional Learning Communities. Differentiated instruction is used to meet the needs of all learners. All Hawthorne students participate in our Multi Arts program. Art is integrated throughout the core curriculum utilizing music, visual and performing arts. Extended day academic enrichment learning opportunities are offered to Hawthorne students in partnership with Powerful Schools as part of a state 21st Century Learning Grant. Additionally, students may receive extended learning and enrichment opportunities during the summer through our partnership with Community Day School Association (CDSA). Hawthorne enjoys a robust Family and Community Engagement program that is inclusive of our Family Support Worker, ELL staff as well as parents and community members. Our PTA, Friends Of Hawthorne, is actively engaged in helping us achieve our goals through volunteerism and fundraising, culminating with the annual Hawthorne School Auction as the major fundraising activity.

Annual Budget Report

2013-2014 Percent of School Funding



All financial data are from the 2013-14 recommended budget.

Total 2013-2014 School Budget:

\$2,902,568

Projected 2013-14 Student Enrollment:

327

Per-Student Funding:

\$8,876

Invitation to Participate

One of the goals of having School Reports is to support families as critical partners with us in a student's academic success. To get involved, please share this with your friends and neighbors, visit the school, or consider talking to the teacher or principal about joining the school's Building Leadership Team or Parent Teacher Student Association to shape your school's improvement plan.

District Mission Statement

The mission at Seattle Public Schools is to ensure every student graduates ready for college, career and life.

