



# Green Lake Elementary

Joanne Bowers, Principal

## School Report for the 2012–2013 School Year

<http://greenlakees.seattleschools.org/>

2012-2013 School Year

# Students: 259

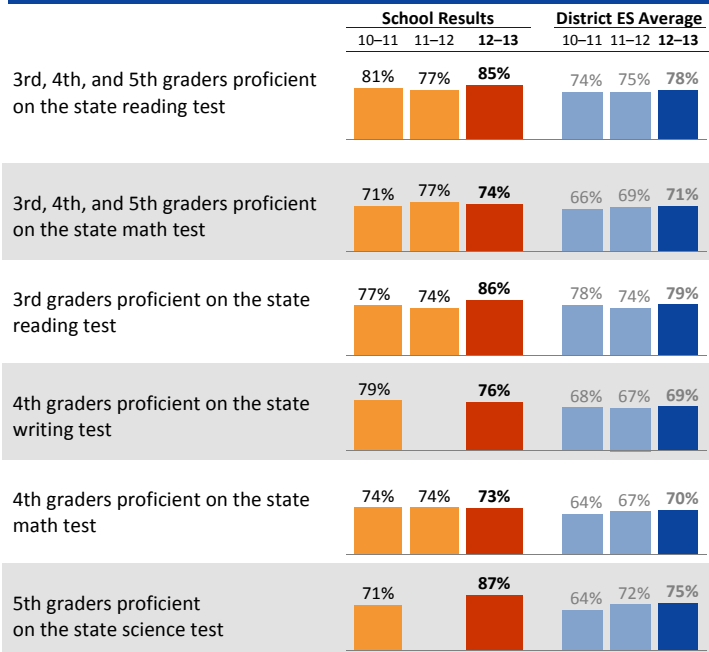
# Teachers: 22 # Other Staff: 12

Average class size: 25

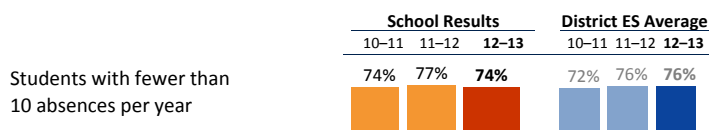
Average daily attendance: 95.6%

Student mobility: 7%

### Student Achievement



### Attendance



### Accountability and School Performance

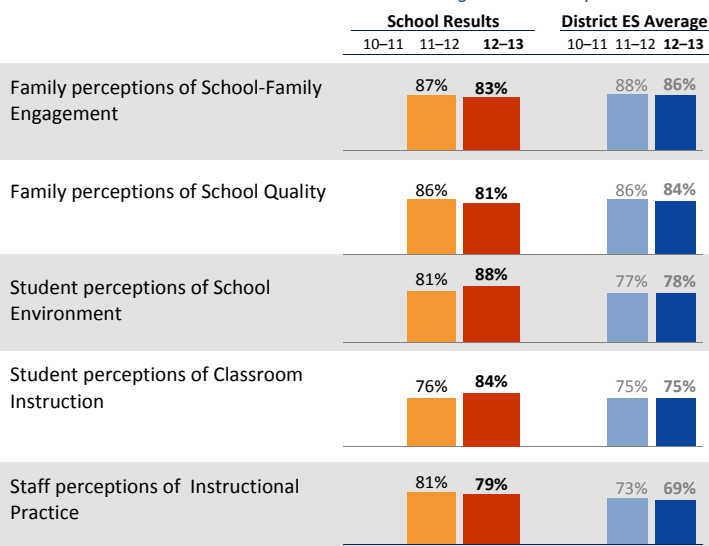
Seattle Public Schools Segmentation Level: **Level 4**

Annual Measurable Objective (AMO) target for Reading: **Below**

Annual Measurable Objective (AMO) target for Math: **Below**

### Student, Family, and Staff School Climate Survey

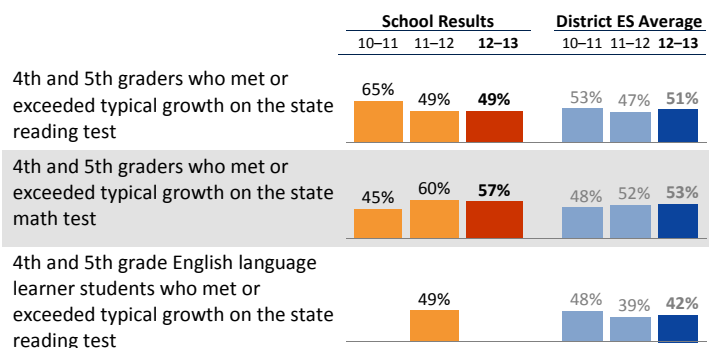
Average Positive Responses



\* Families responding to survey: 36%; Students responding to survey: 52%; Staff responding to survey: 100%

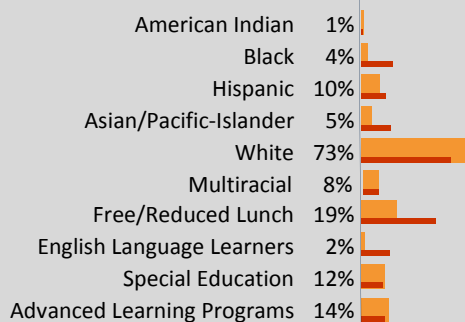
\*\*Reported results for each survey category equal the average positive responses for a subset of questions. Detailed results can be found on the School Reports and Survey page: [http://bit.ly/school\\_reports](http://bit.ly/school_reports)

### Year-to-Year Growth: Following the Same Students



This measure shows how much growth students have achieved compared to similar students across the state in the same grade level. The overall metric reported is the percentage of students whose growth was average or above (50th to 99th growth percentile) on the state test. Students are compared to other students in the same grade level across the state with similar test scores in previous years.

### Student Demographics



Data as of October 1, 2012

### Student Proficiency on State Tests

School average compared to District elementary school average

	Reading		Mathematics					
	School	District Avg	School	District Avg				
American Indian		53%	↘ 1	40%	↗ 2			
Black		53%	↗ 5	41%	↗ 3			
Hispanic	73%	65%	↗ 6	73%	54%	↗ 6		
Asian/Pacific-Islander		79%	↗ 4	78%	↗ 2			
White	89%	↗ 7	90%	↗ 2	82%	↘ 3	84%	↔
Multiracial		81%	↗ 2	74%	↗ 3			
Free/Reduced Lunch	71%	↗ 8	61%	↗ 5	49%	↘ 9	61%	↗ 5
Eng. Lang. Learners		40%	↗ 8	40%	↗ 8			
Special Education	52%	↗ 13	55%	↗ 3	48%	↗ 5	55%	↗ 3
APP or Spectrum		99%	↗ 1	99%	↗ 1			



# Green Lake Elementary

Joanne Bowers, *Principal*

## School Plan & Budget for the 2013-2014 School Year

### School Mission Statement

Green Lake School's mission is to be a place where all students • Strive for academic excellence • Acquire a positive attitude about learning • Celebrate the uniqueness of all individuals • Reject violence • Develop appreciation, respect, and understanding of the environment. Every Green Lake graduate will be prepared for success in the next phase of their educational process.

### School Goals

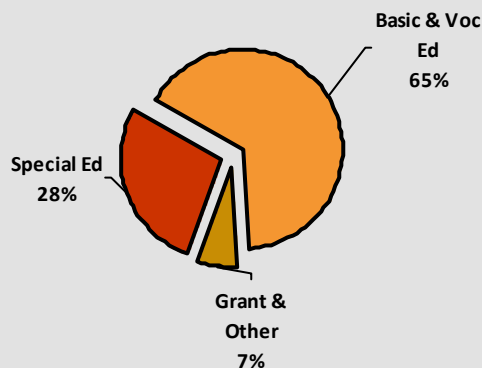
We assessed our progress in eliminating the achievement gap/education gap between students of different ethnicities to ensure that our goals addressed the needs of underachieving groups. We created a master schedule to maximize available student learning time especially in literacy and mathematics. We are studying and putting into place "best practices" in instructional strategies. Best practices include increasing students' active engagement in their learning, and differentiating instruction based on students' readiness, skill levels, and learning goals.

### School Description and Plan to Achieve Goals

Green Lake is an open concept, multi-aged school with wonderful programs for students who have Individualized Education Plans from Pre-school to grade Five. Currently, Kindergarten uses a team approach. All primary classes are a multi-aged first and second and our intermediate homerooms are combined as third, fourth and fifth graders. All homerooms go to math, science, PE and art as a grade level. We call this program MAGIC. Students who qualify for ALO can be served through our MAGIC program. Many students who qualify for APP also choose to stay at Green Lake as the differentiated curriculum and schedule meets the needs of these students. Our students also receive music, art and swimming lessons. PTA offers many activities after school. Our goals this year are centered around the goals of Green Lake's CSIP plan. All staff are involved in learning about and planning in alignment with the Common Core State Standards. Data has been analyzed in reading, writing, math and science and we have created goals to achieve higher standards in each of these areas as determined by our MSP/MAP scores. These goals can be viewed on our CSIP plan on the Seattle Public Schools Website. Our Building Leadership Team has also created a professional development calendar to continue our learning. We have also analyzed the survey data from staff, students and families and we are addressing those needs through various activities.

### Annual Budget Report

2013-2014 Percent of School Funding



All financial data are from the 2013-14 recommended budget.

Total 2013-2014 School Budget:

**\$2,191,657**

Projected 2013-14 Student Enrollment:

**253**

Per-Student Funding:

**\$8,663**

### Invitation to Participate

One of the goals of having School Reports is to support families as critical partners with us in a student's academic success. To get involved, please share this with your friends and neighbors, visit the school, or consider talking to the teacher or principal about joining the school's Building Leadership Team or Parent Teacher Student Association to shape your school's improvement plan.

### District Mission Statement

The mission at Seattle Public Schools is to ensure every student graduates ready for college, career and life.

